



# Finger Lakes Woodturners I

A Special Interest Group of the  
Rochester Woodworkers Society  
and a Chapter of


The American Association of Woodturners



Pg	Contents
1	<ul style="list-style-type: none"> <li>From the Chair</li> <li>Calendar of Events</li> </ul>
3	<ul style="list-style-type: none"> <li>Dec. Treasurer's Report</li> <li>Christmas Top Project</li> <li>Hints &amp; Pointers</li> </ul>
4	<ul style="list-style-type: none"> <li>Mentor Contacts</li> <li>FLWT I Board of Directors</li> </ul>
5	<ul style="list-style-type: none"> <li>Photos From Show &amp; Share</li> </ul>
6	<ul style="list-style-type: none"> <li>Photos From Candlestick Challenge Project</li> </ul>

FLWT I meetings are held from 6:30 to 9:00 PM on the 3rd Thursday of each month at WOOD-CRAFT in Henrietta, NY. December's meeting was a combined Christmas party for FLWT I & II

## From the Chair by Mike Hachey



*Mike served as Master of Ceremonies at our FLWT I & II combined Christmas party*

Calendar of Events & Courses		
2008	Event	For More Info
Jan 17	FLWT I monthly meeting featuring Ed Lehman & segmented turnings	
Feb 2	Harvesting Wood and Turning Green Bowls demo by Ed DeMay	<a href="http://www.rochesterwoodworkers.org/">http://www.rochesterwoodworkers.org/</a>
Feb 21	FLWT I monthly meeting & challenge project of natural edge bowl	
Apr 2	Turning Pens & Bottle Stoppers workshop by Mike and Debbie H.	<a href="http://www.rochesterwoodworkers.org/">http://www.rochesterwoodworkers.org/</a>
Apr 17	FLWT I monthly meeting & challenge project of weed pot (vase)	
Apr 18-19	Woodturner Don Geiger talk and demo	<a href="http://www.rochesterwoodworkers.org/">http://www.rochesterwoodworkers.org/</a>
May 22-24	Utah Symposium, Utah Valley State College (Note new date & place)	<a href="http://www.woodturner.org/">http://www.woodturner.org/</a>
Jun 20-22	22nd Annual AAW Symposium, Richmond, VA	<a href="http://www.woodturner.org/sym/sym2008/">http://www.woodturner.org/sym/sym2008/</a>

What a great party it was! I think we all had a great time at our annual Christmas party on December 20<sup>th</sup> at the Pieters Life Center. We had Pizza, Chicken Wings, Soft Drinks, Coffee and Candy and it was especially great for those of us that didn't need to diet! The Life Center proved to be an excellent location for the Party. The staff did everything for us: setup; cleanup; ordering all the refreshments and providing a great room for us to socialize with our fellow members.

## From the Chair (cont'd)



**Mike officiating at the FLWT I & II Christmas Party**



**"Show and Share" display of turnings**

Debbie. The Third is "Sharpening Skills/ Mastering the Side Ground Bowl Gouge," with Don Geiger, on April 5th. For those of you with an Ellsworth gouge, Don has a special jig that enables him to get a great edge on the gouge consistently.

For those of you that are looking for a New Year's resolution, how about spending more time in the shop.

Our January meeting is on Thursday the 17th, with Ed Lehman giving a presentation on segmented turnings.

See you at the meeting!

There were many activities at the Party. I made out very well at the Silent Auction and the Tool Swap. Along with being the proud new owner of a one-of-a-kind treadle lathe, I was also the lucky bidder on a bowl gouge and a few other minor items.

At the Tool Swap I was able to walk away with about 20 magazines and some extra cash from some of the items I was able to

sell. The combination of both clubs in the Show and Tell and the Challenge project was a great success. There was a lot of good thought, design and talent that went into both events. And can you believe, the winner of both the Challenge and the Show and Share was Jim Echter, Wow! What's the chance of that happening?

There are still two Challenge projects scheduled for this season. The first is a Natural Edge Bowl, which is due at our February meeting. The second is a Weed Pot (vase), which is due at our April meeting. There is still plenty of time to complete your projects, which will qualify you for the gift certificate raffle drawings!

RWS, our parent club, is putting on several workshops that should be of interest to woodturners. The first is "Harvesting Green Wood/Turning Green Bowls," with Ed DeMay, on Feb 2. The second is "Turning Pens and Bottle Stoppers," with yours truly and my wife



**Members found numerous bargains at the Tool Swap**

# Treasurers Report by Kevin Hart

Period 12/1/07—12/31/07

## Financial Summary

<b>Beginning Balance</b>	<b>\$1,479.19</b>
Total Income	\$25.00
Total Expenses	\$20.00
<b>Closing Balance<sup>1</sup></b>	<b>\$1,484.19</b>

## Income / Expense Statement

Income		Expenses	
Misc.	\$25.00	Show & Share gift card	\$20.00
<b>Total Income</b>	<b>\$25.00</b>	<b>Total Expenses</b>	<b>\$20.00</b>

## Christmas Top Project: A Big Success! By Jim Hotaling

This year's "Top Project" for the Golisano Children's Hospital at Strong, was a huge success. 166 tops were turned by FLWTs I & II. Karen Eisenberg of Children's Miracle Network was in awe of the two boxes of tops I dropped off at her office on December 12, 2007. She said she couldn't thank us enough for our wonderful act of kindness! As a member of FLW I, I have to report that FLW II members out-produced FLW I members by 20 tops. A big thank you to all members who participated in the project. I take liberty in stating that if FLWT II's Harry Stanton hadn't turned 50 quality tops himself, FLW I would have won the door prize. Next year things will be different!

## Hints & Pointers

**Finishing Turned Projects** - At every turning seminar or local demo I have ever attended, someone in the audience always wants to know what the presenter used for his or her finish, how many coats, is it food safe, etc. Well, I'll be the first to say that I am not an expert on wood finishing and that I'm eager to learn. I'm still using shellac and motor oil to finish my small turned items. It worked for my Dad and it works for me. Well about a month ago, I was looking through the magazine rack at the local grocery and I spotted a "Woodwork" magazine with a Windsor Chairmaker on the front cover. I purchased the magazine purely for the chairmaking article but found another treasured article by Bob Flexner on "Wipe-On Finishes." Bob wrote eight full pages - with no sales pitches - just facts. One page was devoted to salad bowl finishes and wood conditioners. You might like to pick up a Dec. 2007 copy of "Woodwork" magazine; I believe it's worth the \$5.00. Jim Hotaling

*The Finger Lakes Woodturners I Club greatly appreciates the facilities and support provided by Woodcraft, Henrietta Plaza, 1100 Jefferson Road, Henrietta, New York 14623. Thanks Sean!*

## Mentor Contacts<sup>1</sup>

Name	Day Tel	Eve Tel	Email	Skills / Specialty
Bill Tschorke	865-1971	865-1971		General turning
Tom Pedlow		237-3962		General turning
Erwin A. Tschanz	271-5263 (Dec – Mar)	271-5263		Historical pieces, Bowls, Plates, Goblets, Boxes, Boney antler horn
Ralph Mosher	359-0986	359-0986	<a href="mailto:ralphmosher@frontiernet.net">ralphmosher@frontiernet.net</a>	Faceplate turning, bowls, etc.
Jim Echter	377-9389	377-9389	<a href="mailto:jechter@rochester.rr.com">jechter@rochester.rr.com</a>	Spindle & faceplate turning, sharpening
Lou Stahlman	248-2097	248-2097	<a href="mailto:lstahlman@rochester.rr.com">lstahlman@rochester.rr.com</a>	How to cut wood

1. **Here's a great way for you to improve your turning skills.** FLWT I has award winning and expert turners who, at no cost, are willing to share their expertise one-to-one with other club members. In some cases, mentoring may be as simple as getting advice from a mentor in a one time conversation. In other cases, it may expand to include regular hands-on sessions over a lathe. The exact nature is up to you and your mentor. If you feel you could benefit from mentoring, please organize your thoughts about your needs and expectations and then contact an appropriate volunteer mentor above to determine if he or she is a match and available.

## FLWT I Board of Directors 2007—2008


Position	Name	Day Tel	Eve Tel	Email
<b>Chair</b>	Mike Hachey	723-1395	723-1395	<a href="mailto:hacheymd@aol.com">hacheymd@aol.com</a>
<b>Treasurer</b>	Kevin Hart	442-5789	442-5789	<a href="mailto:kdhart@rochester.rr.com">kdhart@rochester.rr.com</a>
<b>Secretary &amp; Newsletter Editor</b>	Dave Smith	244-1535	244-1535	<a href="mailto:dsmith43rochester.rr.com">dsmith43rochester.rr.com</a>
<b>Tool Librarian</b>	Jim Hotaling	223-4877	223-4977	<a href="mailto:jhotal2198@aol.com">jhotal2198@aol.com</a>
<b>Advisors</b>	Rich Connelly	889-4996	889-4996	<a href="mailto:rconnell@rochester.rr.com">rconnell@rochester.rr.com</a>
	Bill Costanzo	865-3866	865-3866	<a href="mailto:adsdad@rochester.rr.com">adsdad@rochester.rr.com</a>
	Jim Echter	377-4838	377-4838	<a href="mailto:jechter@rochester.rr.com">jechter@rochester.rr.com</a>
	Debbie Hachey	723-1395	723-1395	<a href="mailto:hacheymd@aol.com">hacheymd@aol.com</a>
	Jim Hotaling	223-4877	223-4877	<a href="mailto:jhotal2198@aol.com">jhotal2198@aol.com</a>
	Bill Tschorke	865-1971	865-1971	

# Show and Share

Photos by Dave Smith



**Jim Hotaling**



**Harry Beaver**



**Debbie Hachey**




**Jim Echter**



**Kevin Hart**



**Rich Connelly**




**Del Gross**




**Gary Russell**



**Mike Hachey**



**Tom Pedlow**



**5**

**Erv Tschanz**



**Ed Lehman**



**Dave Smith**

# Candlestick Challenge Project Photos by Dave Smith



**Ralph Mosher**



**Cliff Weatherell**



**Harry Beaver**



**Mike Hachey**



**Debbie Hachey**




**Gary Russell**



**Ed Lehman**



**Erv Tschanz**



**Jim Echter**



**6 Tom Pedlow**



**Rich Connelly**

**January 2008**