



# Finger Lakes Woodturners I

A Special Interest Group of the  
Rochester Woodworkers Society  
and a Chapter of

The American Association of Woodturners



Pg	Contents
1	<ul style="list-style-type: none"> <li>• From the Chair</li> <li>• Calendar of Events &amp; Courses</li> </ul>
3	<ul style="list-style-type: none"> <li>• April Demonstration by Irv Tschanz</li> </ul>
4	<ul style="list-style-type: none"> <li>• Treasurer's Report</li> <li>• Classified Ads</li> </ul>
5	<ul style="list-style-type: none"> <li>• Mentor Contacts</li> <li>• FLWT I Board of Directors</li> </ul>
6	<ul style="list-style-type: none"> <li>• Photos From April 08 Meeting's Show &amp; Share</li> </ul>
7	<ul style="list-style-type: none"> <li>• Photos from April 08 Meeting's Challenge Project: Bud Vase (Weed Pot)</li> </ul>

FLWT I meetings are held from 6:30 to 9:00 PM on the 3rd Thursday of each month at WOODCRAFT in Henrietta, NY .

From the Chair by Mike Hachey



"SUMMERTIME", what a great time of the year! Sunny weather, cookouts, ice cream, camping, going for a walk, no more winter coat, cocktails on the deck ... sounds great, doesn't it? Believe it or not, I enjoy

the winter just as much. Summer means I'm not in the shop very much so my turning comes to a standstill for several months. Luckily, in Rochester summer doesn't last long. The arrival of summer means that we only have one more FLWT meeting until the September. Also, it means your Board of Directors is starting to prepare for next season demonstrations and hopefully, hands-on turning workshops. Please let us know what you would like to demonstrate or see demonstrated.

On Tuesday, April 29, FLWT I & II had a joint board meeting. One of the topics was bringing both clubs back together as one club. If anyone has a strong opinion why we should not get back together, now is the time to let me know.

Calendar of Events & Courses			
2008		Event	For More Info
May	15	FLWT I monthly meeting	
May	22-24	Utah Symposium, Utah Valley State College (Note new date & place)	<a href="http://www.woodturner.org/">http://www.woodturner.org/</a>
Jun	20-22	22nd Annual AAW Symposium, Richmond, VA	<a href="http://www.woodturner.org/sym/sym2008/">http://www.woodturner.org/sym/sym2008/</a>

---

## From the Chair (cont'd)

According to the FLWT bylaws, we will be having elections of officers and board advisors. Members are asked to serve a minimum of 2 years. There are 9 spots on the board, four officers (chair/president, vice-president, secretary and treasurer) and five advisors. I will be stepping down from the chair position due to the number of meetings I will miss in 2009. Let me know if you are interested in being placed on the ballot. Nominations will be announced at the October meeting and elections will be held at the November meeting.

RWS was two well known woodturners scheduled to demonstrate for us for the 2008/2009 season. David Hout (of DIY woodturning fame) will be demonstrating metal spinning in October and Alan Lacer (Taming the Skew) will be here in February to demonstrate for us. I don't plan on missing either of them. We are also starting to look at the 2009 / 2010 season for possible national speakers for the Friday night St. John Fisher talks and Saturday Workshops. If you have anyone you would like RWS to bring in, now is the time to let me know.

On Monday, April 28, the RWS Board of Directors held their meeting. PRICE, PRICE, and LOCATION are still the key words RWS is using when looking for a new place to hold our SIG meetings and workshops starting with the 2008 / 2009 season. The good news is that we're finally narrowing it down to 4 locations. Free is a great price and a location near Woodcraft appears to be a possibility if we go to the Al Sigl CP center on Winton Road. We should know in a couple of weeks if this will be our new site. I would especially like to thank David Schafer for all the hard work he has put into the search for a new location.


See you at the next meeting, Thursday May 15 at Woodcraft!



***Debbie was anticipating something with diamonds but was still clearly overcome with emotion at our April meeting as Mike once again demonstrated his innate romanticism by giving her a die grinder!***

# April Demonstration: Working with End Grain

Presented by Irv Tschanz  
Summary by Kevin Hart Photos by Dave Smith



April's meeting featured a challenge project, so we were treated to a shorter presentation by Irv Tschanz. Irv presented tips on working with end grain. Some of his pointers were:

- A machinist's centering bit works well in drilling into end grain, as it will not wander with the grain like an ordinary bit does.
- Mount a handle on a drill bit to drill into end grain, which saves time over getting out the Jacob's chuck.
- A skew chisel can be used to "dimple" the end grain prior to drilling.
- Use a straw (or a piece of tubing) to blow out the shavings.
- When using a scraper (or other tool) to hollow end grain, practice at the beginning of the piece with the tool rest a ways from the piece, so you can see the effect of working at a distance from the rest once you are buried in the piece.



*Irv demonstrates his hollowing technique as Dave Schwardt watches on*

# Treasurers Report by Kevin Hart

Period 4/1/08 - 4/30/08

<u>Financial Summary</u>	
<b>Beginning Balance</b>	<b>\$1,484.19</b>
Total Income	\$12.00
Total Expenses	(\$32.96)
<b>Closing Balance</b>	<b>\$1,463.23</b>
<u>Income / Expense Statement</u>	
Income	Expenses
50 - 50	\$12.00 Demonstrator's gift card (\$20.00)
	New member name tags (\$12.96)
<b>Total Income</b>	<b>\$12.00 Total Expenses (\$32.96)</b>

## Classified Ads

### For Sale

I am reducing my inventory of turning blanks and have numerous prime pieces to sell. The prices listed were derived from several sources of supply and their current prices were then discounted by 25%. If you are interested, here is what is available and their related prices. I doubt that you can do better price or quality wise. Prices are firm. If interested, call Lou Stahlman at (585) 248- 2097.

Wood	Dimensions (in)	Price	Wood	Dimensions (in)	Price
Cocobolo	2 x 2 x 34	\$22	Bubinga	1 3/4 x 7 x 12	\$15
Cocobolo	2 x 4 1/2 x 12	\$17	Padauk	2 x 9 1/2 x 15	\$23
Cocobolo <sup>1</sup>	3 1/2 x 6 x 6	\$20	Padauk	2 x 9 1/2 x 9	\$15
Cocobolo <sup>1</sup>	3 1/4 x 6 1/2 x 7	\$24	Curly maple (2)	2 x 6 x 6	\$10 ea.
Purpleheart	2 x 5 1/2 x 12	\$5	Butternut	3 x 9 x 21	\$20
Zebrawood	1 3/4 x 8 x 12	\$16	Olive	1 3/4 x 5 1/2 x 12	\$15
Zebrawood	2 x 6 x 6	\$10	Mulberry	2 x 2 x 22	\$8
Wenge	2 x 6 x 12	\$11	Myrtle	2 3/4 x 6 1/2 x 6 1/2	\$7

1. Pieces show both sapwood and heartwood. The sapwood is spalted. These two pieces have the potential to make the turner look better than he or she really is!

*The Finger Lakes Woodturners I Club greatly appreciates the facilities and support provided by Woodcraft, Henrietta Plaza, 1100 Jefferson Road, Henrietta, New York, 14623. Thanks Sean!*

# Mentor Contacts<sup>1</sup>

Name	Day Tel	Eve Tel	Email	Skills / Specialty
Bill Tschorke	865-1971	865-1971		General turning
Tom Pedlow		237-3962		General turning
Erwin A. Tschanz	271-5263 (Dec – Mar)	271-5263		Historical pieces, Bowls, Plates, Goblets, Boxes, Boney antler horn
Ralph Mosher	359-0986	359-0986	<a href="mailto:ralphmosher@frontier.net">ralphmosher@frontier.net</a>	Faceplate turning, bowls, etc.
Jim Echter	377-9389	377-9389	<a href="mailto:jechter@rochester.rr.com">jechter@rochester.rr.com</a>	Spindle & faceplate turning, sharpening
Lou Stahlman	248-2097	248-2097	<a href="mailto:lstahlman@rochester.rr.com">lstahlman@rochester.rr.com</a>	How to cut wood

1. **Here's a great way for you to improve your turning skills.** FLWT I has award winning and expert turners who, at no cost, are willing to share their expertise one-to-one with other club members. In some cases, mentoring may be as simple as getting advice from a mentor in a one time conversation. In other cases, it may expand to include regular hands-on sessions over a lathe. The exact nature is up to you and your mentor. If you feel you could benefit from mentoring, please organize your thoughts about your needs and expectations and then contact an appropriate volunteer mentor above to determine if he or she is a match and available.


## FLWT I Board of Directors 2007—2008

Position	Name	Day Tel	Eve Tel	Email
<b>Chair</b>	Mike Hachey	723-1395	723-1395	<a href="mailto:hacheymd@aol.com">hacheymd@aol.com</a>
<b>Treasurer</b>	Kevin Hart	442-5789	442-5789	<a href="mailto:kdhart@rochester.rr.com">kdhart@rochester.rr.com</a>
<b>Secretary &amp; Newsletter Editor</b>	Dave Smith	244-1535	244-1535	<a href="mailto:dsmith43rochester.rr.com">dsmith43rochester.rr.com</a>
<b>Tool Librarian</b>	Jim Hotaling	223-4877	223-4977	<a href="mailto:jhotal2198@aol.com">jhotal2198@aol.com</a>
<b>Advisors</b>	Rich Connelly	889-4996	889-4996	<a href="mailto:rconnell@rochester.rr.com">rconnell@rochester.rr.com</a>
	Bill Costanzo	865-3866	865-3866	<a href="mailto:adsdad@rochester.rr.com">adsdad@rochester.rr.com</a>
	Jim Echter	377-4838	377-4838	<a href="mailto:jechter@rochester.rr.com">jechter@rochester.rr.com</a>
	Debbie Hachey	723-1395	723-1395	<a href="mailto:hacheymd@aol.com">hacheymd@aol.com</a>
	Jim Hotaling	223-4877	223-4877	<a href="mailto:jhotal2198@aol.com">jhotal2198@aol.com</a>
	Bill Tschorke	865-1971	865-1971	



# Show and Share

Photos by Dave Smith




**Tom  
Pedlow**




**Jim  
Hotaling**



**Dave  
Smith**



**Del  
Gross**



**Ralph  
Mosher**



**Cliff  
Weatherell**



**Gary Russell**




**Harry  
Beaver**



**Rich  
Connelly**



**Ed  
Lehman**



**Irv  
Tschanz**





# Challenge Project: Bud Vase (Weed Pot)

Photos by Dave Smith

