



Finger Lakes Woodturners


A Special Interest Group of the
Rochester Woodworkers Society
and a Chapter of
The American Association of Woodturners



Pg	Contents
1	<ul style="list-style-type: none"> From the Outgoing Chair Calendar of Events & Courses
2	<ul style="list-style-type: none"> From the Incoming Chair
4	<ul style="list-style-type: none"> September Demonstration: "Photographing Your Projects" by Kevin Hart
5	<ul style="list-style-type: none"> Treasurer's Report Classified Ads
6	<ul style="list-style-type: none"> Mentor Contacts FLWT Board of Directors
7	<ul style="list-style-type: none"> Photos From Sept 08 Meeting's Show & Share

FLWT meetings are held from 6:30 to 9:00 PM on the 3rd Thursday of each month at AI Sigl CP Rochester, 3399 Winton Road South in Henrietta.

Please note that starting in November, this newsletter will be sent only to members whose dues are current.



From the Outgoing Chair
by Mike Hachey

With both turning clubs coming back together, my term as Chair is up. This will be my last "From the Chair", but I leave you in excellent hands with Jim Echter taking over the Chair position. I thank everyone from both clubs for all their help. It made my job both easy and enjoyable. We have a lot of talent and a number of people who are always there to lend a helping hand. As the Chair, I have learned more from all of you than I could ever give.

For FLWT, change is good. We have a new season, new location, new Board of Directors, new RWS Board and several turning workshops already scheduled by the RWS workshop coordinator.

The new FLWT Board of Directors are: Jim Echter as the new chair, Ed DeMay as vice-president, Kevin Hart as treasurer, Dave Smith as secretary and the following members as advisors: Rich Connelly, Bill Costanzo, Ward Donahue, Jim Hotaling, David Schafer and Jerry Sheridan. (cont'd)

Calendar of Events & Courses			
2008 - 09		Event	For More Info
Oct	16	FLWT monthly meeting with Ed Lehman presenting "Making Salad Server Utensils"	
Oct	17 & 18	Dave Hout: "Metal Spinning & Natural Edge Bowls"	http://www.rochesterwoodworkers.org/events.htm
Oct	25	Ed DeMay & Mike Hachey: Series 2 - "Turning Bowls"	http://www.rochesterwoodworkers.org/events.htm
Nov	15	Ed DeMay & Others: Series 3a - "Turning Useful Objects"	http://www.rochesterwoodworkers.org/events.htm
Feb	20 & 21	Alan Lacer: "Befriending the Skew"	http://www.rochesterwoodworkers.org/events.htm
Mar	28 & 29	Totally Turning Symposium, Saratoga Springs, NY.	http://www.totallyturning.com/

From the Outgoing Chair (cont'd)

At CP Rochester, the Turning SIG has room to grow. Over the next couple of months we will find several minor obstacles that should be easy to overcome. At our first meeting at CP we were told that we should enter the building at the North end. This is the side closest to Jefferson road. The reasons for this are for security, and because the doors at the South end are usually locked around 6:00pm.


We also learned that the gym is very big compared to the Woodcraft classroom. A microphone for the speaker is needed so everyone can hear what is being said. It also became more evident that the good camera work by David Schafer was necessary so even the people several rows back could see what was happening. We hope in the next month or two to have every thing ironed out.

I've had several members ask me about the "Totally Turning" symposium in Albany normally held in October. They have changed the date and location. The next totally turning symposium will be held on March 28th and 29th in 2009. The new location is in Saratoga Springs. More information is available at www.totallyturning.com.

Ed Lehman will be the presenter at our October meeting. Ed will show us how he makes his salad server utensils.

Mike

From the Incoming Chair by Jim Echter



I want to start my first "From the President" article with a huge thanks to Mike Hachey whom I am replacing. Mike managed significant growth in the club membership, coordinated the splitting in two and the rejoining process as well as spent countless hours helping to find a new meeting location for RWS and our SIG. All of this would not have happened without the love, support and cookies from Mike's boss, Debbie who is just as involved in the club. He (they) will stay active for a couple more months before they hit the road for a tour around the countryside in their 5th Wheel. One of the key successes that Mike was able to achieve was getting people involved. Involvement is what makes for a great club and the formation of new friendships. Mike's example and level of involvement is why we have such a fabulous club. If we all did 5% of what Mike has done for the club, it will remain a fantastic learning and fellowship organization. (cont'd)

From the Incoming Chair (cont'd)

In that light, the Board would like to continue to provide opportunities for every member to get involved and meet new people. There are lots of little activities that need to be accomplished that increase the enjoyment for all members. These include everything from writing an article for the monthly newsletter, being an advisor to the Board, participating on a special task force, and coordinating social activities - to helping put away chairs and sweeping the floor after a meeting. The last one is very important to me as I think this club should strive to be the most welcomed group using the CP Rochester facility as we should always leave it in better shape than when we arrived. We will be passing around all sorts of sign up sheets at the next couple of meetings. The Board is looking for a "coordinator" for each activity. The coordinators will notify Dave Smith, the newsletter editor, who from each team is performing the activity for this month's meeting. As an example, the clean-up coordinator will notify Dave regarding who is sweeping the floor at the meeting so it can be published in the newsletter.

I'm excited to have the opportunity to serve as the club's President again. As a little history, the last time I was President the club started with 12 members and we met at one another's houses. We grew to around 65 members and I coordinated the move to RIT. Now we are over 100 members, it's easier to communicate with one another because of the internet and member involvement eases the workload for the club officers. This time, I have a wonderful team of officers and advisors to share the club planning activities - something I really appreciate.

Kevin Hart gave a great presentation by last month on photographing your work. I even had the opportunity to use some of his tips for taking pictures this past week. I needed pictures for an instructional manual I was writing and was able to catch some perfect northern exposure, cloudy day light as he suggested. The pictures came out perfect for the manual. Thanks Kevin.

Tops for Kids – every time you spend some time at the lathe, take 5-10 minutes and make a top. Use it to improve your cutting technique with the spindle roughing gouge, the skew and your spindle gouges. That way, we'll have lots of tops for the kids. This is one little way each of us can give back to the community.


I spent several hours over the past two weeks preparing my shop for the winter turning season. Here are some of the things you might want to consider doing before the weather turns bad. Clean your dust collector filters, sort your scrap boxes, perform maintenance on your machinery, vacuum the dust off all your lights, check your fire extinguisher and smoke alarm. One last thing you should do is check that your first aid box is fully stocked. Remember, we live in Rochester and many of us have our workshops in the basement. We might as well have a clean, bright and safe place to work.

Keep your bevels rubbin'...

Jim

September Demonstration: Photographing Your Projects

Presented & Summarized by Kevin Hart
Photos by Dave Smith & Kevin Hart



The new season of wood turning demonstrations kicked off in September, with a talk on how to photograph your projects, presented by Kevin Hart. Kevin presented five themes, which will enable you to improve your pictures without spending much money.

- **It's not about the camera**

A simple digital point and shoot is all you need for great pictures.

- **Simplify, simplify**

Eliminate clutter from your pictures by getting in close and using a simple background, such as a piece of white paper or poster board. A simple "sweep" background requires only a stack of books or some other means of holding up the paper.

- **Get sharp, stay sharp**

Get your pictures sharp by using a tripod (an adequate one will cost \$20 or so), lowering the ISO to 80 or 100, and using a smaller aperture (use the aperture priority mode and f/5.6 or f /8.)



"Before" photo. Project piece gets lost amongst the clutter!



"After" photo. Project piece is attractively presented without any unnecessary clutter !

- **Control the light**

Turn off the flash, turn off the room lights and use a simple light source such as a window to control the color balance and direction of the light. Simple light modifiers (such as a white piece of paper or aluminum foil) can help shape the light.


- **Order out of chaos**

Centering the object both top to bottom and side to side is boring. Try for more space at the top or bottom. Different vantage points (high or low) will emphasize different parts of the turning.



Kevin illustrates the use of home-made light tent.

Kevin displays photo taken in light tent under controlled lighting conditions.



Treasurers Report by Kevin Hart

Period 9/1/08 - 9/30/08

<u>Financial Summary</u>	
Beginning Balance	\$1,467.23
Total Income	\$2,654.32
Total Expenses	(\$30.00)
Closing Balance	\$4,091.55
<u>Income / Expense Statement</u>	
Income	Expenses
50 - 50	\$28.00 Demonstrator's gift card (\$20.00)
Member's dues	\$1,070.00 Show & Share 50 / 50 (\$10.00)
Gift certificates	\$90.00
Other	\$1,466.32
Total Income	\$2,654.32 Total Expenses (\$30.00)

Classified Ads

For Sale

- I am reducing my inventory of turning blanks and have numerous prime pieces to sell. The prices listed were derived from several sources of supply and their current prices were then discounted by 25%. If you are interested, here is what is available and their related prices. I doubt that you can do better price or quality wise. Prices are firm. If interested, call

Wood	Dimensions (in)	Price	Wood	Dimensions (in)	Price
Cocobolo	2 x 2 x 34	\$22	Bubinga	1 3/4 x 7 x 12	\$15
Cocobolo	2 x 4 1/2 x 12	\$17	Padauk	2 x 9 1/2 x 15	\$23
Cocobolo ¹	3 1/2 x 6 x 6	\$20	Padauk	2 x 9 1/2 x 9	\$15
Cocobolo ¹	3 1/4 x 6 1/2 x 7	\$24	Curly maple (2)	2 x 6 x 6	\$10 ea.
Purpleheart	2 x 5 1/2 x 12	\$5	Butternut	3 x 9 x 21	\$20
Zebrawood	1 3/4 x 8 x 12	\$16	Olive	1 3/4 x 5 1/2 x 12	\$15
Zebrawood	2 x 6 x 6	\$10	Mulberry	2 x 2 x 22	\$8
Wenge	2 x 6 x 12	\$11	Myrtle	2 3/4 x 6 1/2 x 6 1/2	\$7

1. Pieces show both sapwood and heartwood. The sapwood is spalted. These two pieces have the potential to make the turner look better than he or she really is!

- Jet DC-1200C dust collector. 2 HP, Cartridge filter with paddle cleaner, 1200 CFM, Excellent cond. \$400. Email dsmith43@rochester.rr.com or Tel 244-1535

Mentor Contacts¹

(The mentors shown below were all FLWT I members last season. At our upcoming meeting on Oct 16, Dave Smith will pass around a sign up sheet so that FLWT II members and any others who wish can volunteer to be mentors).

Name	Day Tel	Eve Tel	Email	Skills / Specialty
Bill Tschorke	865-1971	865-1971		General turning
Tom Pedlow		237-3962		General turning
Erwin A. Tschanz	271-5263 (Dec – Mar)	271-5263		Historical pieces, Bowls, Plates, Goblets, Boxes, Boney antler horn
Ralph Mosher	359-0986	359-0986	ralphmosher@frontiernet.net	Faceplate turning, bowls, etc.
Jim Echter	377-9389	377-9389	jechter@rochester.rr.com	Spindle & faceplate turning, sharpening
Lou Stahlman	248-2097	248-2097	lstahlman@rochester.rr.com	How to cut wood


1. **Here's a great way for you to improve your turning skills.** FLWT has award winning and expert turners who, at no cost, are willing to share their expertise one-to-one with other club members. In some cases, mentoring may be as simple as getting advice from a mentor in a one time conversation. In other cases, it may expand to include regular hands-on sessions over a lathe. The exact nature is up to you and your mentor. If you feel you could benefit from mentoring, please organize your thoughts about your needs and expectations and then contact an appropriate volunteer mentor above to determine if he or she is a match and available.

FLWT Board of Directors 2008—2009

Position	Name	Day Tel	Eve Tel	Email
Chair	Jim Echter		377-4838	jechter@rochester.rr.com
Treasurer	Kevin Hart	442-5789	442-5789	kdhart@rochester.rr.com
Secretary & Newsletter Editor	Dave Smith	244-1535	244-1535	dsmith43rochester.rr.com
Tool Librarian	Jim Hotaling	223-4877	223-4977	jhotal2198@aol.com
Advisors	Rich Connelly	889-4996	889-4996	rconnell@rochester.rr.com
	Bill Costanzo	865-3866	865-3866	adsdad@rochester.rr.com
	Ward Donahue	334-3178	334-3178	wddonah@frontiernet.net
	David Schafer	328-0703		deadeyekcb@yahoo.com
	Jim Hotaling	223-4877	223-4877	jhotal2198@aol.com
	Jerry Sheridan	738-4159	494-1889	cgs1122@hotmail.com

Show and Share

Photos by Dave Smith




**Tom
Pedlow**




**Shirley
Robbins**



**Harry
Stanton**



**Jerry
Sheridan**



**Bob
Alwardt**



**Gary
Russell**



**Doug
Crittenden**




**Erv
Tschanz**



**Jim
Duffy**




**Dave
Smith**



**Al
Vandemoere**



**David
Gould**



**Jim
Echter**

