




Finger Lakes Woodturners

A Chapter of
The American Association of Woodturners

Pg	Contents
1	• From the Chair by Jim Echter
3	• Calendar of 2009 FLWT & RWS Events • Classified Ads
4 & 5	• Sept Meeting Notes by Lou Stahlman • Photos from Ralph Mosher's Sept Ornament Demonstration
6	• Maintenance of Turning Equipment by Jim Hotaling • Regional & National Woodturning Events of Interest
7	• Chain Saw Tired and Run Down? by Dave Smith • FLWT Activity Committee Captains, 2008 - 2009 Season
8	• Mentor Contacts • FLWT Board of Directors, 2009 - 2010
9	• Photos from Sept 2009 Show and Share

FLWT meetings are held from 6:30 to 9:00 PM (pre-meeting Show and Share starts at 6:00 PM) on the 3rd Thursday of each month at Al Sigi CP Rochester, 3399 Winton Road South in Henrietta.



From the Chair

by Jim Echter

There's nothing like another rainy September and October in Rochester to drive all good woodturners into their shops. If you can't be cutting the grass, washing and waxing your car, and don't want to watch the Bills lose another game, I can't think of a better way to spend a few hours than standing in front of our lathes making chips. This is a great time of the year to play with our designs and learn new techniques. The kids are back in school and the holiday gifts work queue hasn't started yet. I know I took an hour last week from doing some production turning to make a fun little box. I experimented with some new cuts and tried a new coloring technique. It was fun, relaxing and I ended up with a neat project that I

found very satisfying. I hope you take time to play in your shops during this interesting spell of weather.

We have another great meeting planned for October. In the spirit of the FLWT mission, we want to educate and give back to the community. The club has purchased bottle stopper kits at a discounted price. Mike and Debbie Hachey will demonstrate how they turn bottle stoppers. If you don't already know, Mike and Debbie have taught classes in making bottle stoppers for a number of years at both the Woodcraft and Rockler stores. They really have the process figured out and will help get everyone thinking about maybe making these for gifts. At the end of the meeting, if you are interested, you may take one of the kits so you can make a stopper for donation. I think there are about 20 kits available. We'll collect the finished stoppers next month for donation to CP Rochester's gift collection.

Your BOD has also been discussing and planning two workshops. The first is a tool sharpening day. It was very apparent at last year's Top-A-Thon that many members need assistance in sharpening their tools. Once we determine a day and location for the event, we will make the announcement. This type of workshop will require many members to bring in

From the Chair (cont'd)

their personal sharpening rigs and volunteer a couple of hours helping other members learn how to sharpen their tools. Everyone else needs to bring in their dull tools. For those just getting started, an event like this is a great way to check out all the different grinding jigs on the market before you purchase one.

The other workshop under discussion is a "Stopper-A-Thon." Like the wildly successful Top-A-Thon last year, this will be an opportunity for you to come together and turn bottle stoppers. These will be for personal use or for charity. The details still need to be worked out for making a group purchase of stopper kits, etc. Last month, we asked RWS if they will allow us to borrow or rent their equipment (which many of our members feel strongly that they have more than paid for) so we can coordinate the event. Unfortunately, RWS notified us recently that with the exception of the General lathe, their equipment is not available to FLWT. This will impact our plans somewhat but we'll work through it. Just stay tuned.

Please remember to bring an item for Show and Share (you all should have at least tried to turn an ornament like Ralph demonstrated at the September meeting) and any spinning tops that you may have turned for our charity inventory. Rich Connelly will be pulling people aside to help facilitate the newsletter photographing process. So bring your smiles and something to share with the group.

I want to thank Lou Stahlman for volunteering to perform the independent audit of the club's books and financial accounting. He also volunteered to write this month's newsletter review of last month's demonstration. Lou continues to set the example of why this is such a great club. It is the high level of member participation that makes it worth the time and effort we put into planning the meetings, workshops, etc. Let's all follow Lou's lead and pitch in and contribute to the continued success of this club. For those that don't know Lou, he has been with this group for over twenty years and every year he contributes more. As a few examples of his contributions, he has actively volunteered, put on demonstrations and presentations and volunteered to mentor new turners. This is why he was made a Lifetime Member of FLWT last year. If you have not yet met Lou, please introduce yourself. Just look for the handsome gentleman in overalls with the sharp wit.

The BOD is also looking for volunteers that have marketing and/or web development backgrounds or are just willing to help out. We need to develop and distribute marketing materials and to build our on-line presence. We would greatly appreciate if you're willing to contribute in any way to these efforts. Just drop me an email and we'll add you to the team.

As a reminder, this year, we're looking for one member each month to take notes and write a meeting summary article for the newsletter. Please help us maintain the amazing quality of our newsletter by volunteering to write an article one month during our season.

The BOD wants to thank everyone for all the positive support, emails and phone calls regarding our split from RWS. It's really too bad that it had to come to this and, trust us, not something we desired or took lightly. But sometimes, you just have to make the difficult decision and move on so you can do what's best for your membership. We know some of you may have additional questions about the reasons for the split, which we deferred taking at our September meeting because many of your board members had other commitments and were unable to attend, myself included. If you have any specific questions or want to discuss the reasons behind these organizational changes, feel free to contact me. If there is a need, we will allow time on the October agenda to discuss the details and reasons behind the board's decision. Otherwise, this topic will be considered closed and your board will move on to planning meetings and events that continue to make FLWT such a great club.

Keep your bevels rubbin' and I look forward to seeing you at the October meeting!

Jim Echter
President - FLWT

Calendar of FLWT & RWS Woodturning-Related Events

Date	Event	Location / Time	Pre-Mtg Show & Share	Business	Challenge	Demo	Tool Review
Oct 09	15	FLWT Turning Mtg	CP Roch Gym 6:00 - 9:00	6:00 - 6:30			
	20	FLWT BOD Mtg	TBD 7:00 - 9:00				
Nov 09	19	FLWT Turning Mtg	CP Roch Gym 6:00 - 9:00	6:00 - 6:30			
	24	FLWT BOD Mtg	TBD				
Dec 09	17	FLWT Holiday Party	Pieters Family Life Center 6:00 - 9:00				
	22	FLWT BOD Mtg	TBD 7:00 - 9:30				
Jan 10	21	FLWT Turning Mtg	CP Roch Gym 6:00 - 9:00	6:00 - 6:30			
	26	FLWT BOD Mtg	TBD 7:00 - 9:30				
Feb 10	17	FLWT Turning Mtg	CP Roch Gym 6:00 - 9:00	6:00 - 6:30			
	19	RWS Mtg	St. John Fisher 7:00 - 9:00	Al Stirt Lecture "Woodturning, A Personal View" starts at 8:00 PM. Pre-meeting display start 7:00 PM.			
	20	RWS Workshop	CP Roch Gym	Al Stirt Turning Workshop "Square Turning and Burnishing."			
	23	FLWT BOD Mtg	TBD 7:00 - 9:30				
Mar 10	18	FLWT Turning Mtg	CP Roch Gym 6:00 - 9:00	6:00 - 6:30			
	23	FLWT BOD Mtg	TBD 7:00 - 9:00				
Apr 10	15	FLWT Turning Mtg	CP Roch Gym 6:00 - 9:00	6:00 - 6:30			
	20	FLWT BOD Mtg	TBD 7:00 - 9:00				
May 10	22	FLWT Turning Mtg	CP Roch Gym 6:00 - 9:00	6:00 - 6:30			
	25	FLWT BOD Mtg	TBD 7:00 - 9:00				


Classified Ads

For Sale


- Grizzly 1022Z 10" table saw \$200.00. Contact Tom Pedlow at (585) 237-3962

September Meeting Notes

Summary by Lou Stahlman



These minutes were recorded by L S Stahlman, a person not noted for taking great care or putting forth much effort to such tasks. Credit for any and all errors can be given to Jim Hotaling. Read on at your peril.



**Fearless Leader 2,
Jerry (Hacksaw)
Sheridan**

The first meeting of Finger Lakes Wood Turners for the year 2009-2010 was conducted on Thursday, September 17 at the same place we always meet. The meeting was scheduled to begin at 6:30 PM and Fearless Leader 2, Jerry (Hacksaw) Sheridan, called us to order right on time. The call to order was somewhat lackluster but effective. The whereabouts of Fearless Leader 1, Jim (Velvet Hammer) Echter, was not known or at least not shared. Perhaps just as well.

Stalling for time, FL2 introduced the Board of Directors. Every last one of them. Those who were present and paying attention, stood, waved to the members and sat down promptly. No speeches. Another blessing!

MEETING HIGHLIGHTS

We had two guests, first time visitors. Jim Pearce and Andy Ernst. If they choose to join FLWT, each would be a valued contributor and we hope their decision is in our favor. Glad to have you, guys.

Quick Facts

- Doug Stratton was introduced and the location for RWS sign-up pointed out.
- The treasury balance was \$4,089.21.
- The FLWT Christmas Party will be on Thursday, December 17, same place as last year.
- Someone mentioned something about West Penn Hardwood. I have no idea in what regard.
- There was no 50/50 this month.

Now Hear This

Time to renew your FLWT membership. A lousy 20 bucks is all it takes!! Cash or good check. And one of the advantages of membership??? You get to watch outstanding how-to demos by premier turners like Ralph Mosher. More on that later in this writing.


Someone announced, described and promoted a RWS lecture/demo by Mark Sfirri. Surprisingly, the lecture/demo was by Mark St Leger.

We will participate again this year in providing spinning tops for Golisano Children's Hospital. Your contributions should be pouring in by now and they are not. Get with it!! NOW!!!

Jim Hotaling made a motion that we view his DVD of the 2009 Victoria's Secret Fashion Show. He was ruled out-of-order. Again.

Show and Share

Another great show!!! Featured were a candy dish by Doug Crittenden, a piece in progress by Mark Mazzo working under the mentorship of Ralph Mosher and a turned wooden hat by the formidable Jim Hotaling. (See closeup photos on page 9).




Doug Crittenden



Mark Mazzo



Jim Hotaling



Tom Pedlow


Tom Pedlow showed one of the practical sides of woodturning by displaying some drawer pulls he designed and turned. (See closeup photo on page 9). Overall, a striking display of wood turning talent.

Thanks to all who participated. Thanks to Bill McColgin for offering FREE 3 foot lengths of walnut to the members. Very generous of you, Sir. Thanks!

And Now.The Demo!!!

What can I say??? It was a Mosher demo---informative, entertaining, comprehensive, organized, articulate, detailed and intended to help. Ralph has a unique design for his ornaments and he shared precisely how he makes them. And to top it off, he has put together a writing describing it all. With photographs yet. And it is attached along with this newsletter. WOW!!! Take some time to view, study and enjoy.

And that's the way it was, folks, FLWT, September 17, 2009. See you on Thursday, October 15, 6:30 PM.



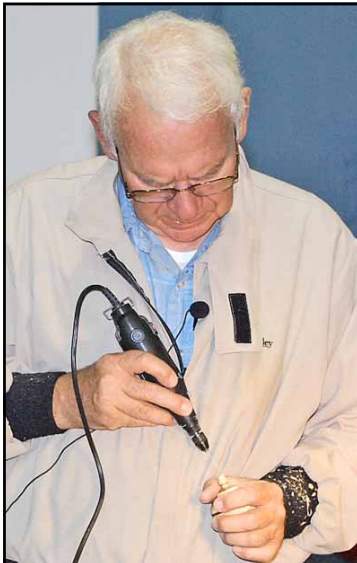
Ralph Mosher




Turning




Sanding



Ralph drills a hole for the eye



The final product



Maintenance of Turning Equipment by Jim Hotaling

People new to wood turning should be aware that a certain amount of attention must be given to equipment used in the wood turning process. Proper maintenance of equipment will not only prolong the life of your woodturning gear but it will improve the quality of your turnings. Safety standards are more likely to be adhered to also. The following is a short list that I try to follow:

- Keep tool rest smooth and nick free by filing. Lubricate tool rest with a candle or wax.
- Keep chuck clean by taking it apart and brushing surface with a brass brush. If compressed air is available, use it to blow dust from chuck interior.
- Clean Morse Taper with a "Taper Mate", (Craft Supplies - \$17.99). This will help ensure a good fit of items incorporating a Morse taper.
- Keep lathe bed waxed. This is especially important if you're turning green wood.
- If you power sand, blow the dust from your drill or sander every so often with compressed air. This will prolong the life of brushes and bearings.
- Clean lathe's spindle threads and spray with WD-40. It's expensive to repair or replace your lathe's spindle if it gets cross threaded.

If you have additional thoughts concerning this area of turning, let me know.

Regional & National Woodturning Events of Interest

2009 - 10		Event	For More Information
Oct	16-18	Ohio Valley Woodturners Guild's 6th biennial symposium at The Higher Ground Conference and Retreat Center, 3820 Logan Creek Land, West Harrison, IN. Featured demonstrators include David Ellsworth, Jean-Francois Escoulen, Bonnie Klein, Alan Lacer, & Stuart Mortimer.	http://www.ovwg.org or email Pete Kekel at pkekel@fuse.net
Oct	23-25	2009 NC Woodturning Symposium at the Greensboro Coliseum, Greenboro, NC. Demonstrators include Allen Batty, Stewart Batty, Jimmy Clewes, Ray Key, Stewart Mortimer, Chris Ramsey, & Nick Cook.	http://www.northcarolinawoodturning.com or email Luther Bunn at lbbunn3@hotmail.com
Aug	20-22	Chicago Woodturners Turn-On! Chicago 2010, our 2nd Midwest woodturning symposium. Featured demonstrators include Jimmy Clewes, Don Derry, Cindy Drozda, David Nittman, Binh Pho, Dick Sing, and Malcolm Tibbetts.	http://www.chicagowoodturners.com or email: Paul Shotola
Sep	10-12	Westcoast Roundup Woodturning Symposium 2010 sponsored by the Greater Vancouver Woodturners Guild. It is to be held at the Richmond Inn and Conference Center Richmond BC.	http://www.gvwg.ca/ or email: Merv Graham

Treasurers Report by Ed DeMay

Period Sept 1, 2009 - Sept 30, 2009

Note: We'll provide a complete Treasurer's report for September and October in our November newsletter, when our Treasurer returns from his world travels.

Chain Saw Tired and Run Down? By Dave Smith

I have a few year old Husqvarna Rancher chain saw, which I occasionally use at night to cut down neighbors' specimen trees for turning. The saw was acting tired and run down the last couple of times I used it and last week, it started right up but could barely turn its chain. Now, I'm pretty conscientious about taking care of my tools but I'm not all that good about reading directions. When I called the dealer and described the symptoms, the tech asked "have you cleaned the spark arrestor?" Gee, I didn't even know I had one. It turns out it's a screen on the exhaust that prevents those of you who may do your sawing in California from starting one of those blazing hillside infernos. Most chain saws have them. Well, I took out the screw, pulled out the screen and found myself looking at something pretty close to opaque. Not good I thought! "If it's clogged, take a blow torch and burn off the material clogging the screen and try the saw again" I was told. So I did as the tech said and a few minutes later, lo and behold, the saw almost jumped out of my hands - as if I'd fed it a whole bottle of Geritol. (For those of you too young to remember, in the good old days, a daily tablespoon of this tonic was guaranteed to cure "tired blood.")

Moral of the story: Sure enough, right there in black and white, my user's manual says to clean the spark arrestor weekly, which brings to mind one of my dad's favorite comments. "When all else fails, try reading directions!"

FLWT Activity Committee Captains, 08 - 09 Season

FLWT Committee	Captain	Telephone	Cell	Email
Camera/Video/Audio	Dave Schafer	328-0703		deadeyekcb@yahoo.com
Presenter Equipment Set-up	Marty Chatt	533-1189		mchatt8@aol.com
Chairs and Display Table Take Down	Doug Crittenden	924-5903		cleo99@frontiernet.net
Meeting Greeter	Mike Hachey	723-1395		hacheymd@aol.com
Cleanup	Shirley Robbins	(315) 573-7228		srobbins002@rochester.rr.com
Tops for Strong	Cliff Weatherell	737-7815		canoeboy@rochester.rr.com
Lathe Carts (General & Mini)	Harry Stanton	(315) 986-1548		harry_c_stanton@yahoo.com
Youth Outreach	Jerry Sheridan	494-1889		cgs1122@hotmail.com
Marketing	Dale Osborne	(315) 524-7212		dosborn3@rochester.rr.com
Social	Jim Gilson	509-3704		gilson1@frontiernet.net
Program Committee	Jim Gilson	509-3704		gilson1@frontiernet.net
Newsletter Articles				
Member Surveys	Lee Spencer	(315) 597-8941		lspencer@isaacheating.com

Mentor Contacts¹

Name	Day Tel	Eve Tel	Email	Turning Skills / Specialty
Doug Crittenden	924-5903	924-5903	cleo99@frontiernet.net	General turning
Ed DeMay	406-6111	924-5265	edemay@rochester.rr.com	Bowl turning, dust collection
Ward Donahue	334-3178	334-3178	wddonah@frontiernet.net	Spindle & hollow turning, coring, sharpening
Jim Echter	377-9389	377-9389	jechter@rochester.rr.com	Spindle & faceplate turning, sharpening
Jim Hotaling	223-4877	223-4877	jhotaling2198@aol.com	Christmas ornaments
Ed Lehman	637-3525		elijw@rochester.rr.com	General turning
Ralph Mosher	359-0986	359-0986	2rmosher@rochester.rr.com	Faceplate turning, bowls
Dale Osborne	(315) 524-7212	(315) 524-7212	dborn3@rochester.rr.com	General turning
Tom Pedlow		237-3962		General turning
Shirley Robbins	(315) 945-3363	(315) 573-7228	srobbins002@yahoo.com	Inside out decorations
Lou Stahlman	248-2097	248-2097	lstahlman@rochester.rr.com	How to cut wood
Erwin A. Tschanz	271-5263 (Dec – Mar)	271-5263 (Dec – Mar)		Historical, bowls, plates, goblets, boxes, bone, antler
Bill Tschorke	865-1971	865-1971		General turning

1. **Here's a great way for you to improve your turning skills.** FLWT has award winning and expert turners who, at no cost, are willing to share their expertise one-to-one with other club members. A mentoring relationship might be as simple as getting a mentor's advice in a one time conversation. Or, it might include regular hands-on sessions over a lathe. The exact nature is up to you and your mentor. If you feel you could benefit from mentoring, organize your thoughts about your needs and contact an appropriate volunteer mentor above to determine if he or she is a match and available.


FLWT Board of Directors 2009 - 2010

Position	Name	Home Tel	Cell Tel	Email
President / Chair	Jim Echter	377-4838	704-7610	jechter@rochester.rr.com
Vice President	Jerry Sheridan	494-1889	738-4159	cgs1122@hotmail.com
Treasurer	Ed DeMay	924-5265	406-6111	edemay@rochester.rr.com
Secretary & Newsletter Editor	Dave Smith	244-1535		dsmith43rochester.rr.com
Advisors	Rich Connelly	889-4996	943-7397	rconnell@rochester.rr.com
	Ward Donahue	334-3178		wddonah@frontiernet.net
	Dave Gould	554-6037		d2sgould@aol.com
	Jim Hotaling	223-4877		jhotal2198@aol.com
	Gary Russell	227-8527		cngRussell@frontiernet.net
	Mike Hachey	723-1395		hacheymd@aol.com
	Debbie Hachey	723-1395		hacheymd@aol.com


Show and Share

Photos by Dave Smith


Del Gross




Harry Beaver



Ralph Mosher



Bill McColgin



Tom Pedlow




Mark Mazzo




Ed Lehman



Doug Crittenden



Dave Smith



Jim Hotaling

