

Pg	Contents
1	• From the Chair by Jim Echter
3	• December Meeting Notes by Harry Stanton • Thank You to Rockler, a Sponsor, and Buffalo Store Manager Ed Jolls
5	• It Happened So Fast! by Jim Hotaling • Regional and National Woodturning Events of Interest
6	• What Do You Know About a Dreidel? by Lou Stahlman
7	• Calendar of 2010 FLWT & RWS Events
8	• Treasurer's Report • Check This Out - Members Sharing with Other Members
9	• Mentor Contacts • FLWT Board of Directors, 2009 - 2010
10	• December 2009 Meeting Goblet Challenge Photos
11	• December 2009 Meeting Show and Share Photos

FLWT meetings are held from 6:45 to 9:00 PM (pre-meeting Show and Share starts at 6:00 PM) on the 3rd Thursday of each month. For information about meeting locations, please go to our website

<http://fingerlakeswoodturners.com/>.

**Note: Our Jan meeting will be Isaac Heating and Air Conditioning classroom, 180 Charlotte St, Rochester, 14607.**

## From the Chair

by Jim Echter

Happy New Year! I hope that everyone had had a wonderful holiday with family and friends. I also hope everyone had the opportunity to spin some wood while they were off. The long cold winter days and nights are perfect for spending time in the shop making gifts, trying new techniques, working on designs or just making chips.



I want to make a comment about the Goblet Challenge and Show and Share at the December Christmas party. It was absolutely outstanding! Those of us that have been in-

involved with this group for many years are really excited about the level of participation and the quality of work currently being produced by the membership. What is most satisfying is seeing all the successful "first one of these I ever made" pieces. This just reinforces the reason and purpose for having challenge projects. It forces us all to try new things or attempt to develop a better design or produce a better finish. Again, thank you to everyone who participated and especially to those who made their first or second goblet. It was truly a wonderful display of work.

---

## **From the Chair** (cont'd)

We will be meeting at a new location this month. Lee Spencer has arranged for us to use the Isaac Heating and Air Conditioning "Isaac University" classroom. You will all love this facility. Great parking, easy to get to from all sides of the city and great amenities such as chairs, tables, whiteboards, projectors, etc. We even have a team working on a mobile base for a Powermatic 45 lathe for our future chip making demos.

The Challenge Project for January is to turn a plate. So go to your kitchen cabinet and look at your china plates. If you own them, that means you like the shape. Notice the rim size. Pay attention to the diameter of the base ratio to the diameter of the plate – this is what makes a dinner plate stable. Now go turn one to match. At least you know you'll like the shape! Here's a hint... double sided tape or hot glue can be your friend when turning a plate.

The demonstration for January is one we did several years ago and are bringing back by popular request – a group discussion facilitated by three club experts on how to hold wood on the lathe. So bring your centers, faceplates, mechanical chucks, collet chucks, specialty chucks, vacuum chucks, and any other special device or procedure you use to hold pieces onto your lathe. We really want to have a variety so PLEASE BRING something to talk about and for other members to see. This is a great opportunity, especially for the beginners or anyone looking to purchase a new chuck, to discuss and learn about the advantages and disadvantages of ALL the different brands as well as an opportunity to actually see these items up close. (You might want to write your name or initials on everything with a permanent marker to avoid any mix-ups).

As I mentioned in my email message last week, we have arraigned for Al Stirt, a world renowned turner, to be our demonstrator for our February 18, Thursday evening meeting. He will also be conducting a class on Embellishment Techniques on Friday, February 19<sup>th</sup>. I'll provide more details at the January meeting.

Remember to renew your AAW membership if you haven't done so yet. The AAW provides us with our club insurance, 6 wonderful magazines each year and will keep you informed about this year's symposium in Hartford, CT, the closest it will ever be to us. Start making plans to attend the event if at all possible. It is sensory overload for turners.

I look forward to seeing everybody at the January meeting!  
In the meantime, keep your bevels rubbin'.

Jim

## December Meeting Notes

Summary by Harry Stanton

- The meeting took place at the Pieter's Family Life Center.
- The application for the club's incorporation was signed at the meeting. Kevin Hart is assisting with the documents as he is doing the same for his new club in Maine.
- Al Stirt has been contacted to demonstrate for FLWT on February 18<sup>th</sup>
- New Jan meeting location: Isaac Heating and Cooling at 180 Charlotte St.
- January Meeting topic: Chucks and work holding. Bring your chucks, screwchucks, glue chucks, jam-chucks etc to the meeting.



*The food was great and there was plenty for everyone!*



*Tables were filled with Challenge and Show and Share turnings.*

- The Springdale Farms equipment move was a success, thanks to all who participated and to Isaac for the use of their truck.
- 131 tops have been collected to date.
- 16 Goblets were brought in for the Challenge Project.
- The January challenge is Plates.
- A slide show was presented for the very successful Treehouse classroom at CP Rochester.
- Show and Share included diverse items from ornamental turning to doll stands to Christmas ornaments.

- A silent auction was held to benefit the club.
- Many wonderful door prizes were won by lucky club members.
- Tremendous thanks to Debbie Hachey and the Donahues for organizing another outstandingly successful party.



*Members and their guests listen as President Jim Echter reviews FLWT's many accomplishments.*



## Door Prizes, Silent Auction and Great Fun – Oh My!!

by Debbie Hachey

Wow! Another successful Christmas party! I think it's fair to say that everyone had a great time at the 2009 FLWT Christmas party. There was good food, stimulating conversations, fantastic items for both the Show and Share and Challenge, a successful silent auction and, new this year, great door prizes. This article will focus on the door prizes and silent auction, recognizing our many contributors.

A very special thanks to Ed Jolls, Manager of Rockler Woodworking in Buffalo, for his generous donation of two \$25 gift cards won by Jim Byron and Gary Russell; two Figured Maple Bowl blanks won by Roger LaForce and Rich Connelly; and the Jet Limited Edition Truck Bank won by Georgia Sadler, which she said will fit in perfectly with their railroad collection. Thanks Ed. We appreciate your support of our club.

The club purchased and donated 3 ice cream scoop kits and 3 slim line pen kits for the door prizes. Ed Demay generously donated the cocobola wood for the scoops and these were won by Bruce Smith, Shirley Robbins and Jon Rouleau. Mike and Debbie Hachey donated the wood for the pen kits with Dale Osborne, Leonora Byron and David Hoysic winning these.

The Silent Auction was a huge success again this year bringing in over \$100 for the club treasury. Many thanks to those who donated items: Jim Echter, Del Gross, Mike Hachey, Jim Hotaling, Tom Pedlow, Jerry Sheridan and Lou Stahlman. And thanks also to all those who generously bid on the items. A special thanks to Lou Stahlman for making sure that we were indeed having the Silent Auction at the party. Items for the auction ranged from magazines, to wood and bowl blanks, to various tools, faceplate and a vise. The success of the past two Silent Auctions ensures that we will definitely continue it for the 2010 Christmas Party. So set aside things you may want to donate as you clean out your workshops and basements this year. Because of course, we all do that cleaning out at least once a year don't we????!!!

In closing, a final heartfelt "Thank You" to those who donated the door prizes, and who contributed to and bid on the items in the silent auction. Happy New Year to all, and to all, Happy Turning!

## FLWT Thanks a 2009 / 2010 Season Sponsor



- FLWT members receive 10% discount
- FLWT Members must show membership card to get discount.
- Excludes sale items, power tools & Leigh jigs, CNC, Festool, and Rockler Gift Cards.
- Valid at Buffalo, N.Y. store only
- Not valid with any other coupon or offer.

## It Happened So Fast!

by Jim Hotaling

I'm writing this article because I want newcomers to the turning community to know that the lathe can be a dangerous piece of equipment. My dad had a saying: "if you use woodworking equipment long enough and let your guard down just once, you can plan on getting injured."

That's what happened to me Nov. 24 last year. I was in the process of removing a ring from a cowboy hat I was turning using a McNaughton straight blade parting tool. I had done this operation many times in the past but this particular time, I had a catch that caused the chisel to raise me off the floor. When the chisel came down, my little finger got caught between the chisel blade and the tool rest. The force was so great that it snapped off the tool rest post.

As for me, the cut was deep and about 1 ½ inches long. Since I'm on blood thinners, there was blood all over. I hollered to my wife and we got a towel around the wound. She called a hand surgeon friend of mine and got me right to the hospital. He informed me that I was a very lucky guy! Ten stitches and an hour later, I was home "licking" my pride. After a lot of thought, I believe the accident was caused by my being too aggressive and having the lathe running too fast. I have since used the McNaughton tool but with a lot more respect!



*Jim's broken tool rest. (As a courtesy to the squeamish, we're not showing photos of Jim's finger!)*

## Regional & National Woodturning Events of Interest

2010		Event	For More Information
Mar	27-28	7th annual Totally Turning symposium, Saratoga Springs City Center, Saratoga Springs, NY, Saturday, March 27 - Sunday, March 28. Featured woodturners include: David Ellsworth, Jean-Francois Escoulen, Graeme Priddle, Marilyn Campbell, John Franklin, Kurt Hertzog, Steve Sherman and Keith Tompkins.	<a href="http://www.totallyturning.com/">http://www.totallyturning.com/</a>
Jun	18-20	24th annual AAW symposium, including Chapter Collaborative Challenge 2010, Hartford, Ct, Friday, June 18 - Sunday, June 21. AS of Dec 5, the invited list of demonstrators includes: Trent Bosch, Jimmy Clewes, Cindy Drozda, Michael Fortune, John Jordan, Graeme Priddle, Betty Scarpino, Mark St. Leger, and many more!	<a href="http://www.woodturner.org/sym/sym2010/">http://www.woodturner.org/sym/sym2010/</a>
Aug	20-22	Chicago Woodturners Turn-On, Chicago 2010, our 2nd Midwest woodturning symposium. Featured demonstrators include Jimmy Clewes, Don Derry, Cindy Drozda, David Nittman, Binh Pho, Dick Sing, and Malcolm Tibbetts.	<a href="http://www.chicagowoodturners.com">http://www.chicagowoodturners.com</a> or email: <a href="mailto:Paul.Shotola">Paul Shotola</a>

# What do you know about a Dreidel?

by Lou Stahlman

What do you know about a dreidel (Pronounced dray dul)?

I don't know a lot but what I do know I learned because I belong to Finger Lakes Woodturners. Here's the thread---FLWT makes tops for donation to the Golisano Children's Hospital---I wanted ideas regarding some different kinds of tops I might make---I googled around and found there was a book entitled Tops: Making the Universal Toy by Michael Cullen. Having been born with the FRUGAL gene, I smooth-talked the Fairport Library into adding it to their collection. VOILA!!! All you need to know about 16 different tops---from wood selection to turning to finishing.

As you may have guessed by now, on page 31 of Cullen's book, the dreidel story begins. And the short story there just provoked my interest even more so it was back to Google. Shown below is one possible set of rules for the game of Dreidel. You could make up a wide array of different rules for different circumstances.

## **What's a Dreidel?**

Dreidel is a traditional game played by children during the eight day Hanukkah celebration. The dreidel itself is a 4-sided top of ancient origin. The Hebrew letters on the side are nun, gimel, hay, and shin. They form an acronym in Hebrew, which means "A great miracle happened there."



*Lou's turned dreidel*

## **How to Play Dreidel**

This game is best played in groups of 4 - 6. Each player gets an equal number of pennies, nuts, M&Ms, stones or whatever you wish to use. Each player takes turns spinning the dreidel. If it lands on:



**Nun**

-- the player receives nothing, next player spins.



**Gimel**

-- the player takes all of the pot.



**Hay**

-- the player takes half of the pot.



**Shin**

-- the player puts a playing piece into the pot.

Each time the pot is emptied out, each player puts in a playing piece (penny, nut, candy) and the game continues. When one player has all the playing pieces, game over!!!!!!

If things go as now planned, my 2010 top contribution will include at least a few dreidels. Why not join me?? BTW, you can borrow Tops: Making The Universal Toy through the online Monroe County Library System and have it delivered right to your local library for pick-up.

## Calendar of FLWT & RWS Woodturning-Related Events

Date	Event	Location / Time	Pre-Mtg Show & Share	Challenge	Demo / Topic	
Jan 2010	5	FLWT BOD Mtg	Ed DeMay's house 7:00 - 9:00			
	21	FLWT Turning Mtg	Isaac Heating and Air Conditioning Classroom 6:00 - 9:00	6:00 - 6:45	Plate / Platter  How Many Ways Are There to Hold Wood on the Lathe? Review by 3 experts and group discussion so bring your favorite chucks, etc.	
	26	FLWT BOD Mtg	TBD 7:00 - 9:30			
Feb 2010	18	FLWT Turning Mtg with AI Stirt	Isaac Heating and Air Conditioning Classroom 6:00 - 9:00	6:00 - 6:45		Demonstration by Internationally recognized AI Stirt on embellishment and carving techniques
	19	FLWT AI Stirt Hands-on Embellishment Class	Location TBD. 9:00 AM - 4:00 PM			This is a hands-on class but not at the lathe. Bring your rotary & impact carvers, hand chisels and paint brushes. AI will demonstrate various embellishment techniques and then you will practice on your pre-turned bowls, platters or flat pieces of wood. Contact Jim Echter for more information.
	19	RWS Mtg	St. John Fisher 7:00 - 9:00			AI Stirt Lecture "Woodturning, A Personal View" starts at 8:00 PM. Pre-meeting display starts at 7:00 PM.
	20	RWS Workshop	CP Roch Gym			AI Stirt Turning Workshop "Square Turning and Burnishing."
	23	FLWT BOD Mtg	TBD 7:00 - 9:30			
Mar 2010	18	FLWT Turning Mtg	TBD 6:00 - 9:00	6:00 - 6:45		
	23	FLWT BOD Mtg	TBD 7:00 - 9:00			
Apr 2010	15	FLWT Turning Mtg	TBD 6:00 - 9:00	6:00 - 6:45		
	20	FLWT BOD Mtg	TBD 7:00 - 9:00			
May 2010	20	FLWT Turning Mtg	TBD 6:00 - 9:00	6:00 - 6:45		
	25	FLWT BOD Mtg	TBD 7:00 - 9:00			

---

## **Treasurers Report**

Starting January 2010, the Treasurer's report will be presented at each monthly meeting. If any member wishes further details of our accounts, please contact our Treasurer, Ed DeMay, who will be happy to provide that information.

## **Check This Out!**

### **Plexiglass Center Finder**

**Contributed by Tom Pedlow**

The last issue of Wood Magazine had a very short article about making a center finder for locating the center of triangular pieces of firewood. The center finder was made from a piece of plexiglass. I had an 8" by 8" piece of quarter-inch plexiglass so I decided to try making one.

I drilled a small hole in the center of the plexiglass and then used a compass to scribe a circle which could be cut out using the bandsaw. The plexiglass was then mounted on a faceplate using double-sided tape. I put the faceplate on the lathe before I mounted the plexiglass so that I could use the tail stock and the small hole that I previously drilled to help center it. Once the tape was holding the plexiglass it was easy to remove the bandsaw marks and make a nice circle. The final work involved using the corner of a parting tool to scratch in circles about every half inch from the center to the edge of the plexiglass. The finished project looks like a see-through archery target that can be placed over the end of an irregular piece of wood to find the center. Once the center is found, the tip of an awl can be poked through the center hole to mark the piece for mounting. I found that the tool was useful to find the center of square stock, too.

### **Great Wood Reference**

**Contributed by Harry Beaver**

I stumbled upon this site while trying to ID something. It has SO MANY pics, of SO MANY woods, and the close up end-grains are often good enough to see pores, rays, etc.

<http://hobbithouseinc.com/personal/woodpics/>



## Mentor Contacts<sup>1</sup>

Name	Day Tel	Eve Tel	Email	Turning Skills / Specialty
Doug Crittenden	924-5903	924-5903	<a href="mailto:cleo99@frontiernet.net">cleo99@frontiernet.net</a>	General turning
Ed DeMay	406-6111	924-5265	<a href="mailto:edemay@rochester.rr.com">edemay@rochester.rr.com</a>	Bowl turning, dust collection
Ward Donahue	334-3178	334-3178	<a href="mailto:wddonah@frontiernet.net">wddonah@frontiernet.net</a>	Spindle & hollow turning, coring, sharpening
Jim Echter	377-9389	377-9389	<a href="mailto:jechter@rochester.rr.com">jechter@rochester.rr.com</a>	Spindle & faceplate turning, sharpening
Jim Hotaling	223-4877	223-4877	<a href="mailto:jhotaling2198@aol.com">jhotaling2198@aol.com</a>	Christmas ornaments
Ed Lehman	637-3525		<a href="mailto:elijw@rochester.rr.com">elijw@rochester.rr.com</a>	General turning
Ralph Mosher	359-0986	359-0986	<a href="mailto:2rmosher@rochester.rr.com">2rmosher@rochester.rr.com</a>	Faceplate turning, bowls
Dale Osborne	(315) 524-7212	(315) 524-7212	<a href="mailto:dborn3@rochester.rr.com">dborn3@rochester.rr.com</a>	General turning
Tom Pedlow		237-3962	<a href="mailto:tcp1@frontiernet.net">tcp1@frontiernet.net</a>	General turning
Shirley Robbins	(315) 945-3363	(315) 573-7228	<a href="mailto:srobbins002@yahoo.com">srobbins002@yahoo.com</a>	Inside out decorations
Lou Stahlman	248-2097	248-2097	<a href="mailto:lstahlman@rochester.rr.com">lstahlman@rochester.rr.com</a>	How to cut wood
Erwin A. Tschanz	271-5263 (Dec – Mar)	271-5263 (Dec – Mar)		Historical, bowls, plates, goblets, boxes, bone, antler

1. **Here's a great way for you to improve your turning skills.** FLWT has award winning and expert turners who, at no cost, are willing to share their expertise one-to-one with other club members. A mentoring relationship might be as simple as getting a mentor's advice in a one time conversation. Or, it might include regular hands-on sessions over a lathe. The exact nature is up to you and your mentor. If you feel you could benefit from mentoring, organize your thoughts about your needs and contact an appropriate volunteer mentor above to determine if he or she is a match and available.

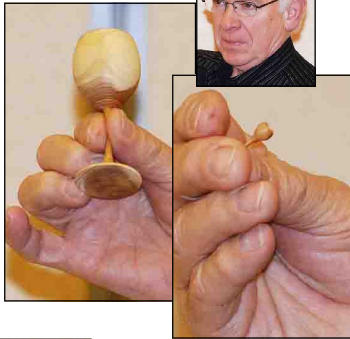
## FLWT Board of Directors 2009 - 2010

Position	Name	Home Tel	Cell Tel	Email
<b>President / Chair</b>	Jim Echter	377-4838	704-7610	<a href="mailto:jechter@rochester.rr.com">jechter@rochester.rr.com</a>
<b>Vice President</b>	Jerry Sheridan	494-1889	738-4159	<a href="mailto:cgs1122@hotmail.com">cgs1122@hotmail.com</a>
<b>Treasurer</b>	Ed DeMay	924-5265	406-6111	<a href="mailto:edemay@rochester.rr.com">edemay@rochester.rr.com</a>
<b>Secretary &amp; Newsletter Editor</b>	Dave Smith	244-1535		<a href="mailto:dsmith43rochester.rr.com">dsmith43rochester.rr.com</a>
<b>Advisors</b>	Rich Connelly	889-4996	943-7397	<a href="mailto:rconnell@rochester.rr.com">rconnell@rochester.rr.com</a>
	Ward Donahue	334-3178		<a href="mailto:wddonah@frontiernet.net">wddonah@frontiernet.net</a>
	Dave Gould	554-6037		<a href="mailto:d2sgould@aol.com">d2sgould@aol.com</a>
	Jim Hotaling	223-4877		<a href="mailto:jhotal2198@aol.com">jhotal2198@aol.com</a>
	Gary Russell	227-8527		<a href="mailto:cngRussell@rochester.rr.com">cngRussell@rochester.rr.com</a>
	Mike Hachey	723-1395		<a href="mailto:hacheymd@aol.com">hacheymd@aol.com</a>
	Debbie Hachey	723-1395		<a href="mailto:hacheymd@aol.com">hacheymd@aol.com</a>

# Goblet Challenge

Photos by Dave Smith


**Ralph Mosher**



**Gary Russell**



**Don Stoltman**



**Dale Osborne**



**Ed Lehman**




**Rich Connelly**



**Jeffrey Cheramie**



**Harry Beaver**



**Bill McColgin**



**Del Gross**

**Ward Donahue**



**Tom Pedlow**



**Don Furey**



**Harry Stanton**



**Dave Schwardt**



**Erv Tschanz**






# Show and Share

Photos by Dave Smith

**Ed DeMay**



**Gary Russell**



**Don Furey**



**Dave Schwardt**



**Del Gross**



**Jim Echter**



**Ed Lehman**



**Dale Osborne**



**Don Stoltman**



**Jerry Sheridan**

**Bill Mc Colgin**



**Rich Connelly**



**Harry Beaver**



**Charlie Bartholomew**

**Harry Stanton**



**Ward Donahue**

**Erv Tschanz**

