


Pg	Contents
1	• From the Chair by Jim Echter
3	• September Challenge Project
4	• 2010/2011 Finger Lakes Woodturners Program by Debbie Hachey
5	• Treasurers Note
6	• Shirley Robbins Inside Out Turning Demonstration by Jon Rouleau
7	• Turning Demo at St. John's Meadow by Jim Hotaling
8	• 2010 / 2011 Newsletter Editor • Thank You to Rockler & Buffalo Store Manager Ed Jolls • Thank You to Isaac Heating and Air Conditioning
9	• FLWT 2010 Calendar of Events
10	• National Woodturning Events of Interest • Mentor Contacts
11	• FLWT Board of Directors, 2010 - 2011 • Poet Laureate I • Poet Laureate II Limerick
12	• May Challenge Project
13	• May Show and Share
15	• 2010-2011 Membership Application

FLWT meetings are held from 6:45 to 9:00 PM (pre-meeting Show and Share starts at 6:00 PM) on the 3rd Thursday of each month. Our meetings are held at the Isaac Heating and Air Conditioning University classroom, 180 Charlotte St, Rochester, 14607. For more information, go to <http://fingerlakeswoodturners.com/>.

## From the Chair


by Jim Echter

I can't wait for the Finger Lakes Woodturners Association 2010/2011 season to start! I don't know about all of you but I have been spending a lot of time at my lathes lately. Recently, I turned some balusters and love seat replacement posts for customers as well as keeping up with my spinning tool orders. Last month, I made a connector joint for an Irish Bagpipe and even had time to turn a couple of bowls just for fun. I think it is the variety of what can be made at the lathe that keeps us so interested in this "sport". Even though we always have great demos and workshops, it is the Show and Share and the monthly Challenge Projects that really excite me at our meetings. I look



forward to seeing what all of you have made over the summer.

*Another full house at the great Isaac University facilities*



---

## **From the Chair** (cont'd)

Here is an update on club activities and direction.

1. Thank you to Shirley Robbins for the wonderful demo on **Inside Out Turning** she did at our May meeting. Her presentation was very well planned so she made the process she uses very easy to understand. If you took the time to try this technique over the summer, please bring your project to the September meeting for Show & Share, if not, there is always next month.
2. Thank you to Gale Harvey for donating a pick-up truck load of Black Willow Burls to the members at the May meeting. Remember, our Challenge Project for the September meeting is to turn something from the burl. Gale put a lot of time and energy into obtaining these burls for us. Let's show our appreciation by having a great Challenge display.
3. As you dust off your lathes in the next couple of weeks, think about asking some club members over. It is always fun to see other turners' workshops, learn some new techniques and make some new friends. At our board meeting last week, everyone thought that it was a great idea if we all try to open our workshops up to other members. It is a great way to foster friendships and help each other out with techniques.
4. Per the current club bi-laws, my term as President ends this calendar year. The BOD is looking for nominations for a new President and VP. Jeffery Cherimy and Jim Talon have volunteered to join the board as Advisors. Please thank them the next time you see them. Nominations run now through October with a vote at the November meeting. The formal transition will take place at the December meeting. It has been a very rewarding experience for me and with the fabulous team of board members and advisors that is currently in place, the workload is very well distributed. Please email nominations to me or any Board member ASAP and, yes, you can and should nominate yourself if interested. Feel free to contact me or any Board member if you have questions or want more information.
5. Please bring your membership renewal form and payment to the September meeting if you have not already sent it to Ed DeMay. We ask that you fill out the application form completely as we will be building our club database from it.
6. We are in the planning stages of a VERY complete schedule for club activities, workshops, classes and lots of hands on, chip making, and fun opportunities. There will be something for everyone and the BOD is really excited about the ideas being discussed and planned. We hope everyone will participate in as many of these activities as possible. They will help you be a better turner and to make some new friends. Stay tuned – more info to follow soon!

---

## **From the Chair** (cont'd)

7. The Bi-Laws are being updated so we can complete the club's application for Federal 501(c)3 - Not for Profit status. Thank you to Dave Smith for leading this effort.
8. Everyone, please go and mark your family calendars for the third Thursday of the month for our club meetings, September through May. We again will be meeting at the Isaac University facility. Doors will open around 6:00 pm and the formal meeting will start around 6:45 depending on the length of the evening's program.
9. We currently only have 5 spin tops "in the bank". If you are just getting back to turning from your summer of golf and swimming, make a couple of tops as warm up exercises. They are a great project to help you gain your tool control back.
10. Thank you again to Lee Spencer and Isaac Heating and Air Conditioning for allowing us to use the Isaac University facility for our monthly meetings. It is such a comfortable room and the technology really makes our meetings very enjoyable.

I look forward to seeing everyone at our September 16<sup>th</sup> meeting, if not before! I can't wait... this group is just so much fun to be around and the quality of work being produced by everyone is so exciting. I really enjoy seeing the progress made by our new turners as well as the work that pushes the envelope by our club experts. With the inspiration provided by Shirley's Inside Out projects and Gale's Willow burls, the next couple of months pre-meeting displays should be GREAT! You just gotta love this group....! Keep your bevels rubbin'

Jim

### **Challenge Project for the September meeting is to turn something from the burl.**

Thank you to Gale Harvey for donating a pick-up truck load of Black Willow Burls.

*A few examples*



**Gale  
Harvey**

---

## **2010/2011 Finger Lakes Woodturners Program**

by Debbie Hachey

A committee of five (Ward Donahue, Bruce Trojan, Jeffery Cheramie and Mike and Debbie Hachey) met over the summer to discuss the Thursday night program as well as potential Saturday demonstrations and classes. Before getting into the schedule let me give definitions for the terms we are using and the pricing structure for classes assuming a club member is the instructor.

**Presentation:** Thursday Night program  
**Demonstration:** Held on a Saturday, open to all, NOT Hands-on (\$10.00 cost)  
**Workshop:** Hands-on, limited to 6-8 students (\$40.00 cost)

There could also be an additional materials fee for the workshops and demonstrations. The money collected from the workshops/demonstrations, excluding material fees, will be split between the club Treasury (25%) and the Instructor (75%). The workshops and demonstrations will generally be held at CP Rochester.

**Please note**, for insurance purposes, to teach a class, give a presentation on Thursday night or a demonstration on Saturday the instructor needs to be an AAW member

We have an exciting line-up finalized for our Thursday night meetings for the remainder of 2010. Our first meeting on September 15<sup>th</sup> will be Ralph Mosher demonstrating **Turning of Sphere**. The October meeting will be **Hollow Ornaments** which Bruce Trojan will present. In November, Mark Mazzo will be **Turning and Piercing** a thin wall vessel. December as always, will be our Christmas party at Pieters Life Center.

We have several potential Thursday night presentations in the works for January - May 2011 including Lidded Boxes; Making Vacuum Chucks; Off Center Turning, both spindle and faceplate; Finishing techniques; Shaker style Candlestick; and Special and Unusual tools. If any of our members are interested in presenting any of the above or have something else they would like to present please contact one of the committee members or a board member.

We are also looking at having another Sharpening workshop in early October. There will be a small nominal fee of \$2.00 for those bringing tools to sharpen to help offset the wear and tear on the sharpening system. Ed DeMay has graciously donated his time and equipment over the past couple of years for the sharpening so we feel we should help him out a bit! If you are just coming to observe, the event is free.

This Sharpening workshop will be open to club members only.

After you have sharpened your tools, on the same day, we hope to have a top-a-thon to turn tops for the Golisano Children's Hospital that we donate to every year. But in order to have the top-a-thon, we **need volunteers** to cut the wood and get the tops ready to turn. Again – contact one of the committee members or anyone on the Board of Directors if you would like to volunteer. If we don't get any volunteers then the top-a-thon will be very short or potentially non-existent.



---

## **2010/2011 Finger Lakes Woodturners Program** (cont'd) by Debbie Hachey

In November, we hope to have 2 related workshops on the same weekend. Saturday will be a workshop on making tools for hollowing an ornament. Then, on Sunday there will be a workshop to make the ornament. The Saturday making tool workshop will be able to accommodate 10-12 people. The Sunday workshop will be limited to 6-8 people depending on the number of lathes that will be available. There will be a reduction in the workshop fee if both classes are taken.

We have other ideas for hands-on classes and Saturday demonstrations to include spindle turning, bowl turning, making vacuum chucks, and turning craft show items, but need to finalize instructors and dates. If anyone is interested in teaching a class on your favorite technique or project either as a hands-on or as a Saturday demonstration, contact a committee member.

Finally, we are looking at having mini workshops and/or demonstrations that would be held in the instructor's shop. These would be limited to 3-4 people. Some suggestions include: pens, bottle stoppers, earring stand, peppermill, segmentation, deep hollowing and decorating your turning to include piecing, burning, air brushing, fluting, gold leaf, inlay, texturing, carving and painting. These mini workshops/demonstrations will, for the most part, follow the same price structure outlined above but will be held in the instructors' home. If you are interested in having a mini workshop/demo let us know. It will be up to the individual instructor to coordinate timing and signup, but as we get people interested in having one, we will put a list together of instructors and topics so people will know what is available.

Ok, I was wrong, there is more!! We also discussed at the last board meeting the possibility of club members having an "ad hoc" turning event where a person would send out an email to the club members saying: "Hey, I'm turning a natural edge bowl tomorrow night. If anyone wants to come over let me know". Jim Echter did a few of these last season. These would generally be free. But again, a person must be an AAW member to have one of these or would want to have their own business insurance. And the email must be sent out prior to the event (even if it is the same day) so that the AAW insurance can be in effect. In other words, it must be a club-sponsored event to be valid under the AAW insurance policy.

That's it for now. See everyone on September 16<sup>th</sup>!!

### **Treasurers Note**

by Ed DeMay


Starting January 2010, I will present the Treasurer's report at each monthly meeting. If any member wishes further details of our accounts, I'll be happy to oblige if you contact me.

# Shirley Robbins Inside Out Turning Demonstration

By Jon Rouleau  
Photos by Rich Connelly

Shirley Robbins did an inside out turning demo for the May 20<sup>th</sup> meeting of the Fingerlakes Wood Turners. She started out by telling the club how four pieces of wood were assembled to make up the basic block for an inside out turning. She took a step by step demonstration of how to glue up the four pieces that makes the basic block of wood from which the turning is done. She explained that the inside surfaces have to be flat and parallel to glue them up correctly. The block is glued on the ends only with CA glue. She emphasized that the four pieces had to make a perfect cross. She does not use clamps for the glue up. She only puts a very small drop of glue on each piece so it is fairly easy to separate after you have done the inside turning.

**Basic block for inside-out turning**



Shirley said that some turners do not bother with CA glue but instead use tape on the ends to hold everything together. She showed how she numbered the pieces so that after the inside is done, she could reassemble them with out a lot of trouble. She then placed the glued up block in a four jawed chuck and put the pointy thing (Live Center) in the exact middle of the block. She warned about turning too deep and she only turns them half way through each block. She said that the outside surfaces do not have to be smooth but if the block is out of square she uses a belt sander to make it square.



**Reassembling the blocks after inside turning**



**Final outside turning**

After doing some turning, she said that the finish she likes to use is to put on sanding sealer, then a coat of friction polish, she then goes over the piece with some steel wool and then puts another coat of friction polish on the piece. She then showed how the numbers that she had placed on the block were now on the inside. Once she assembled the block with the holes aligned, she again placed it on the lathe holding it with a four jawed chuck and using the live center for support. She says that you have to do all the turning on the end with the support of the live center because the piece is too fragile to do that turning without the support. She mentioned that if you want to hand sand

## Shirley Robbins Inside Out Turning Demonstration

Rouleau, cont'd  
Photos by Rich Connelly

the corners that would give you enough space to hang a dangle on the inside of the piece.

As the demonstration wrapped up she said that you could google inside out turning and see a video of the process and also find some detailed written instructions.

Woodturning Design has an article on inside out turning in Issue #4 and also in issue #20.




Detail of final outside turning

## Turning Demo at St. John's Meadow

Summary and Photos by Jim Hotaling

Kicking off the Fall FLWT demo's, outside the club, Jim Hotaling gave a turning demo at the Briarwood senior citizens center at St. John Meadow's - Elmwood Avenue \_ on August 24th. Jim discussed many of his turned objects and passing them around so that they could get a feel for the wood and examine the grain patterns. As usual, his turned hats generated alot of interest and questions.



Jim with club Lathe

Using the club lathe, he then proceeded to turn a "Monk" wine bottle stopper. Forty-three people



Residents of St John's Meadow at Jim's Demo

were in attendance - one of them being a local



## 2010 / 2011 Newsletter Editor

Hello Fellow FLWT Members,

I have signed on as FLWT Newsletter editor and hope to continue to bring you the excellent quality and standard set by our former editor, Dave Smith. The Newsletter is an important addition to our organization and is not the responsibility of one individual. In addition to our standard features such as "From the Chair" and "Monthly Demonstration" please feel free to submit contributions that are relevant to our common wood turning experience and interests. Your feedback and/or comments will be welcomed. Any unwelcome comments will be forwarded to Jim Hotaling for review. Finally, I would like to thank the person responsible for the return of Poet Laureate II. I received Poet Laureate's content from AnonymousSpeech.com which I cannot trace. I believe the email originated from somewhere on the Tibetan Plateau, but I'm not absolutely certain. Poet Laureate II....thanks for continuing to contribute to our FLWT Newsletter!

Ralph Mosher

## FLWT Thanks Rockler Woodworking and Hardware, a 2010 / 2011 Season Sponsor!



**ROCKLER**  
WOODWORKING AND HARDWARE

Ed Jolls Sales Manager

Phone: (716) 631-8922  
Fax: (716) 631-8944  
E-mail: store11@rockler.com  
5085 Transit Road Buffalo, NY 14221  
www.rockler.com

- FLWT members (must show membership card) receive a 10% discount.
- Excludes sale items, power tools & Leigh jigs, CNC, Festool, and Rockler Gift Cards.
- Valid at Buffalo, N.Y store only.
- Not valid with any other coupon or offer.

## FLWT Thanks Isaac Heating & Air Conditioning

FLWT thanks Isaac Heating & Air Conditioning and Lee Spencer, VP of Finance, for their generosity in letting FLWT use the "Isaac University" facilities for our meetings!



**ISAAC**  
*Heating & Air Conditioning*  
*When you need us, we'll be there.*

585-546-1400  
180 Charlotte Street, Rochester, NY 14607  
1-800-258-0065 • TTY 585-325-4644  
[www.IsaacHeating.com](http://www.IsaacHeating.com)  
All major credit cards accepted.

Air Conditioners, Boilers, Dehumidifiers, Duct Cleaning,  
Furnaces, Generators, Gas Fireplaces & Inserts, Home  
Energy Assessments, Humidifiers, Radiant In-Floor  
Heating Systems, Ultraviolet Lights & Water Heaters



## Calendar of FLWT Woodturning-Events

Date	Event	Location / Time	Pre-Mtg Show & Share	Challenge	Demo / Topic	
Sept 2010	16	FLWT Turning Mtg	Isaac Heating & Air Conditioning Classroom 6:00 - 9:00	6:00 - 6:30	Turning a Willow Burl	“Turning a Sphere” Demo by Ralph Mosher  Dave Smith will describe a jig he used to turn spheres.
	21	FLWT BOD Mtg	Ward Donahue 119 Guildhall Rd 7:00 - 9:00			
Oct 2010	TBA	One day event  Sharpening workshop (Morning) and Top-a-Thon (All Day)	CP Rochester Gym	Sharpening Workshop in the morning \$2.00 fee to help offset the wear and tear on the sharpening system.  All day Top-a-Thon to turn tops for the Golisano Children’s Hospital. As people sharpen their tools they can use them to make tops.		
	21	FLWT Turning Mtg	Isaac Heating & Air Conditioning Classroom 6:00 - 9:00	6:00 - 6:45	TBA	“Hollow Ornaments” presented by Bruce Trojan
			CP Rochester Gym			
	26	FLWT BOD Mtg	TBA 7:00 - 9:00			
Nov 2010	18	FLWT Turning Mtg	Isaac Heating & Air Conditioning Classroom 6:00 - 9:00	6:00 - 6:45	TBA	“Turning and Piercing” a thin wall vessel by Mark Mazzo
	TBA	(Sat) Making tools for hollowing an ornament (Sun) Workshop to make the ornament	CP Rochester Gym	The Saturday making tool workshop will be able to accommodate 10-12 people.  The Sunday workshop will be limited to 6-8 people depending on the number of lathes that will be available.		
	23	FLWT BOD Mtg	TBA 7:00 - 9:00			

## National Woodturning Events of Interest

2010		Event	For More Information
Sept	17-19	The Ornamental Turners International Symposium. Friday, 9/17/2010 to Sunday 9/19/2010. Wyndham San Jose	<a href="http://www.ornamentalturners.org/">http://www.ornamentalturners.org/</a>

## Mentor Contacts<sup>1</sup>

Name	Day Tel	Eve Tel	Email	Turning Skills / Specialty
Doug Crittenden	924-5903	924-5903	<a href="mailto:cleo99@frontiernet.net">cleo99@frontiernet.net</a>	General turning
Ed DeMay	406-6111	924-5265	<a href="mailto:edemay@rochester.rr.com">edemay@rochester.rr.com</a>	Bowl turning, dust collection
Ward Donahue	334-3178	334-3178	<a href="mailto:wddonah@frontiernet.net">wddonah@frontiernet.net</a>	Spindle & hollow turning, coring, sharpening
Jim Echter	377-9389	377-9389	<a href="mailto:jechter@rochester.rr.com">jechter@rochester.rr.com</a>	Spindle & faceplate turning, sharpening
Jim Hotaling	223-4877	223-4877	<a href="mailto:jhotaling2198@aol.com">jhotaling2198@aol.com</a>	Christmas ornaments
Ed Lehman	637-3525		<a href="mailto:eljw@rochester.rr.com">eljw@rochester.rr.com</a>	General turning
Ralph Mosher	359-0986	359-0986	<a href="mailto:2rmosher@rochester.rr.com">2rmosher@rochester.rr.com</a>	Faceplate turning, bowls
Dale Osborne	(315) 524-7212	(315) 524-7212	<a href="mailto:dborn3@rochester.rr.com">dborn3@rochester.rr.com</a>	General turning
Tom Pedlow		237-3962	<a href="mailto:tcp1@frontiernet.net">tcp1@frontiernet.net</a>	General turning
Shirley Robbins	(315) 945-3363	(315) 573-7228	<a href="mailto:srobbins002@yahoo.com">srobbins002@yahoo.com</a>	Inside out decorations
Lou Stahlman	248-2097	248-2097	<a href="mailto:lstahlman@rochester.rr.com">lstahlman@rochester.rr.com</a>	How to cut wood
Erwin A. Tschanz	271-5263 (Dec – Mar)	271-5263 (Dec – Mar)		Historical, bowls, plates, goblets, boxes, bone, antler

**1. Here's a great way for you to improve your turning skills.** FLWT has award winning and expert turners who, at no cost, are willing to share their expertise one-to-one with other club members. A mentoring relationship might be as simple as getting a mentor's advice in a one time conversation. Or, it might include regular hands-on sessions over a lathe. The exact nature is up to you and your mentor. If you feel you could benefit from mentoring, organize your thoughts about your needs and contact an appropriate volunteer mentor above to determine if he or she is a match and available.

## FLWT Board of Directors 2010 - 2011

Position	Name	Home Tel	Cell Tel	Email
President / Chair	Jim Echter	377-4838	704-7610	<a href="mailto:jechter@rochester.rr.com">jechter@rochester.rr.com</a>
Vice President	Jerry Sheridan	494-1889	738-4159	<a href="mailto:cgs1122@hotmail.com">cgs1122@hotmail.com</a>
Secretary	Bruce Trojan		261-7032	<a href="mailto:trojanbd@frontiernet.net">trojanbd@frontiernet.net</a>
Treasurer	Ed DeMay	924-5265	406-6111	<a href="mailto:edemay@rochester.rr.com">edemay@rochester.rr.com</a>
Newsletter Editor	Ralph Mosher	359-0986		<a href="mailto:2rmosher@rochester.rr.com">2rmosher@rochester.rr.com</a>
Advisors	Dave Smith	244-1535		<a href="mailto:dsmith43rochester.rr.com">dsmith43rochester.rr.com</a>
	Rich Connelly	889-4996	943-7397	<a href="mailto:rconnell@rochester.rr.com">rconnell@rochester.rr.com</a>
	Ward Donahue	334-3178		<a href="mailto:wddonah@frontiernet.net">wddonah@frontiernet.net</a>
	Jim Hotaling	223-4877		<a href="mailto:jhotal2198@aol.com">jhotal2198@aol.com</a>
	Gary Russell	227-8527		<a href="mailto:cngrussell@rochester.rr.com">cngrussell@rochester.rr.com</a>
	Mike Hachey	723-1395		<a href="mailto:hacheymd@aol.com">hacheymd@aol.com</a>
	Debbie Hachey	723-1395		<a href="mailto:hacheymd@aol.com">hacheymd@aol.com</a>
	Jim Tallon	217 9779		<a href="mailto:jtallon@frontiernet.net">jtallon@frontiernet.net</a>



FLWT's **Poet Laureate I**, back for a visit last May, has emailed me that he has now returned to the Himalayas where he is trying out a new business model. If you recall, last season he was living amongst a small herding community where he was learning the virtually lost, ancient craft of turning large goat watering bowls on a yak-powered lathe. Unfortunately, last March, one of his bowls flew off the lathe and brain damaged the yak, which so greatly angered the herding community that they ran off the Poet Laureate and wouldn't let him return unless he promised to stop turning bowls

*FLWT's reclusive Poet Laureate I has headed back to the Himalayas*

**Poet Laureate I** has now been admitted back on a probationary basis and is constructing a water-powered mini lathe in the hopes of turning Bharal hair curlers from indigenous pine trees.

Good luck with your new business, **Poet Laureate I** - and thank you for the limericks you wrote last season!

Thankfully, **Poet Laureate II** is willing to write limericks for FLWT's newsletter once again and he sent us this one.

I knew an old turner named Kurt  
Whose shop was as old as the dirt  
Years of chips remained strewn  
'Til one day after noon  
His shop set ablaze with a boom



# Challenge Project — Honey Dippers

Photos by Rich Connelly




A variety of honey dipper designs, styles and sizes were presented.

# Show and Share

Photos by Rich Connelly




**Charles  
Bartholomew**




**Gary**




**Dave  
Schwardt**



**Del  
Gross**



**Bill  
McColgin**



**Harry  
Beaver**



**Dale  
Osborne**



**Ed  
Lehman**



**Ed  
De May**




**Dave  
Smith**



**Jim  
Tallon**




**Tom  
Pedlow**






# Show and Share (cont'd)

Photos by Rich Connolly



**Jim  
Duffy**



**Jim  
Hotaling**



**Mark  
Mazzo**



**Rich  
Connolly**



**Harry  
Stanton**



A wide array of "Show and Share" items were on display.





www.fingerlakeswoodturners.org



**FINGER LAKES WOODTURNERS ASSOCIATION**  
**2010/2011 MEMBERSHIP APPLICATION**  
**Please Print Clearly**

Date of Application: Month: \_\_\_\_\_ Day: \_\_\_\_\_ Year: \_\_\_\_\_

RENEWAL: \_\_\_\_\_ NEW MEMBER: \_\_\_\_\_

NAME: \_\_\_\_\_

ADDRESS: \_\_\_\_\_

CITY: \_\_\_\_\_

STATE: \_\_\_\_\_ ZIP: \_\_\_\_\_

PHONE: DAYTIME: (\_\_\_\_) \_\_\_\_\_

EVENING: (\_\_\_\_) \_\_\_\_\_

CELL: (\_\_\_\_) \_\_\_\_\_

E\_MAIL: \_\_\_\_\_

Spouse, Significant Other or Emergency Contact Name: \_\_\_\_\_

Phone Number: \_\_\_\_\_

AAW member: Yes \_\_\_\_\_ No \_\_\_\_\_

RWS member: Yes \_\_\_\_\_ No \_\_\_\_\_

What lathe(s) do you own (list all): \_\_\_\_\_

What is your experience Level: Beginner \_\_\_\_\_ Intermediate \_\_\_\_\_ Expert \_\_\_\_\_

What workshops would you like this season: \_\_\_\_\_

What classes would you like this season: \_\_\_\_\_

What demonstrations would you like this season: \_\_\_\_\_

Are you willing to be a mentor: Yes \_\_\_\_\_ No \_\_\_\_\_

Are you willing to demonstrate at a meeting: Yes \_\_\_\_\_ No \_\_\_\_\_

What topic or project would you demonstrate: \_\_\_\_\_

2010/2011 Dues: \$20.00/year Single, \$30.00/year Couple, Students are Free

Payment with COMPLETED Application form may be sent to: (or brought to any meeting)

**Ed DeMay**  
**FLWT Treasurer**  
**1025 Sutherland Way**  
**Victor, NY 14564**

Meetings: 3<sup>rd</sup> Thursday of the month, September to May, 6:00 – 9:00 pm

Location: Isaac Heating and Air Conditioning (Second Floor, Employee Entrance)  
180 Charlotte Street  
Rochester, NY 14607-9934