

From The Chair – December 2014



Mark Mazzo

I hope that everyone was able to attend last month's great demonstration on Tops by Mike Brawley. I bet you never knew so many types of tops existed! Thanks to Mike for the education on Tops and how to turn them. Tops are a great project for everyone to

try regardless of skill level and now you know how to turn one - just in time for the Holiday gift giving season. Let's see if we can have some great examples of Tops to view at our next meeting!

Also, please don't forget that we are always collecting spinning tops to donate to children in various organizations. At this time of year, the tops are always a hit and Jim Hotaling is counting on all FLWT members to contribute at least a few tops for the cause. Remember that turning tops is a great skill-builder for all kinds of turning tool control.

This month we will once again have our annual Holiday party at the pre-meeting. The club will be providing Cider and we are counting on you to bring some treats to share. In previous years, this event has been a rousing success and it gives everyone a little extra time to share ideas, new work and Holiday cheer. Don't miss it!

Our own Terry Lund will be the feature demonstrator for this month's meeting. Terry will be showing us all how to turn a Pepper Mill. Many

of you have already participated in the group buy for mechanisms so after Terry's demonstration you will be ready to turn your own! Thanks to Terry for taking the initiative to organize the group buy of Pepper Mill mechanisms for this demonstration.

Our season now in full swing, please remember to renew your memberships if you have not already done so – either via PayPal on the website or via application and check through our Treasurer. As of January 1 the club communications will only be going out to paid members.

I look forward to seeing everyone at our next meeting – until then, keep turning and keep learning!

--Mark

Page	Contents
1	<ul style="list-style-type: none"> From the Chair by Mark Mazzo
2	<ul style="list-style-type: none"> Schedule Tops and More Tops Woodworkers Resource
3	<ul style="list-style-type: none"> Mike Brawley—Spinning Tops Demo
4	<ul style="list-style-type: none"> Mike Brawley—Picture Essay of Demo
5	<ul style="list-style-type: none"> Tops from Mike Brawley's Collection
6	<ul style="list-style-type: none"> Members Show and Share
7	<ul style="list-style-type: none"> Events Mentors
8	<ul style="list-style-type: none"> Sponsors Board of Directors

Schedule — It's That Time Of The Year-Woodturners Resource

FLWT meetings are held from 6:45 to 9:00 PM (pre-meeting Show and Share starts at 6:00 PM) on the 3rd Thursday of the month each month. Our meetings are held at the Isaac Heating and Air Conditioning University classroom, 180 Charlotte St, Rochester, 14607. For more information, go to <http://fingerlakeswoodturners.com/>.

December	Terry Lund – Pepper Mill
January	Cliff Weatherell – Suspended Bowl
February	Dan Meyerhoefer – Finial Box
March	Sam Tischler – Lamp
April	Beth Ireland (National Turner) – Turning Outside The Box – National Speaker (Friday night meeting, Saturday demo, Sunday Workshop) see www.bethireland.net
May	Jim Hotaling – Fluting

Tops and More Tops - Jim Hotaling



At our November meeting, we got off to a good start in reaching our goal of turning 300 tops for Golisano Children' hospital and Hillside Children' Center; 204 tops were turned in! If you were not at the November meeting, it was announced that a raffle ticket would be issued for every five tops a member turned in. Two drawings would be held with each drawing a reward of \$25.00.

A Woodturners Resource By Terry Lund

The [World of Woodturners](http://www.worldofwoodturners.com/) web site was originally organized by Herman de Vries (aka Papa Herm) in November 2001 and it was hosted on the myfamily.com web site. Ancestry.com how runs the myfamily.com site decided to discontinue operation of myfamily.com about 6 months ago, so a team of WoW members led by Herm de Vries organized a project to construct a new web site which is now owned and operated by WoW.

A login account is required to gain access to the individual member postings and pictures but the new site does have a "public gallery" that anyone can view, which contains a sub-set of member images (designated as "public" by each member as desired).

There's a huge range of turned items including a variety of functional pieces as well as an incredible range of artistic pieces. There is also a "Family Talks" discussion thread area which provides guidance and information on a wide range of topics related to turning, finishing, etc. of our craft. Many of the archives from the old WoW site have been made available through the new site, so there's a lot of information on virtually any aspect of woodturning and related topics (photography, finishing, etc).

Any member of WoW can generate an invitation to new members. I don't know which other members of FLWT might be members, but I am sure there are several, and I would be glad to generate an invitation for anyone who is interested.

Mike Brawley—Spinning Tops

By Bruce Impey



Mike Brawley presented Tops 101 at the FLWT November meeting. I was especially looking forward to this demonstration as Mike's workshop last year in at his home was the first actual hands on instruction I've ever had at turning. Although I was a miserable student, he is a patient and meticulous teacher and I think of something he said in that workshop every time I am at the lathe.

Mike is interested in toys, especially Folk Toys, which includes tops. Folk toys are something made individually for children at play, as in something your grandfather should have made for you. It's a great tradition and every year there's a new crop of six year olds who have no idea what it is or how it works. Why should you make something for kids? They will have something unique that no other kid has, or can buy. It continues a craft tradition, even if it is one that may take 60 years to resurface.


Mike brought dozens of different tops of all kinds to show from his collection. What is a top? Anything that spins. What is a good top? One that works well, looks good, is easy to spin and is durable. His challenge project is a top with a string. Mike explained top dynamics simplified: Short and fat is better than tall and skinny. For tops with string, braided string such as masonry string is better than standard twisted string. Mike likes to decorate with acrylic paint. As for points, wooden is OK as are plastic points. For a very durable point, 1/8" brass rod is good. Mike uses Gorilla glue to attach metal points.

Finger Tops are popular. A diameter of 1 3/4" is pretty big for a finger top. Their stems can vary a lot. Palm Tops are bigger tops with a longer stem. Stems are all about 3/8" diameter. There are Throwing Tops and Whipping Tops, which are started by hand and then accelerated with a whip (rawhide on a stick). Drop Tops are wound up with a string and then released by spreading the string ends. We saw a Whistling Top, a Steel Puck Top and a fascinating Japanese Top with two discs that chase each other around the rim of the top. For String Tops, some have a separate yoke for starting and some have an integral hoop on the stem.


Mike uses jigs for drilling holes for the string in the stem and handle. Mike demonstrated turning a string top. He uses a wide parting tool to rough out the taper and then shapes the tip as much as possible while it is still supported by the tailstock. Good dowel is added for the stem. In the demo, Mike used a Beall collet to hold the top by the stem on the headstock, but showed us the homemade wooden collet he has long used. A "centering drill" or countersink drill bit is good for starting the hole for inserting a tip because it doesn't wander. The hole is then completed to a depth of 1/2" with a regular 1/8" drill bit.

For gift giving, Mike likes to give such things at times when a gift is not expected, as otherwise they might get lost in the procession. I have since used this advice when my grandson visited over Thanksgiving.

Picture Essay of Mike Brawley's Spinning Tops Demo




Spinning Tops from Mike Brawley's Collection




Members Show and Share



**Gary
Russell**



**Erwin
Tschanz**



**Jim
Echter**



**Jim
Hotaling**



**Sam
Tischler**



**Dave
Harp**



**Bill
McColgin**



**Dave
Gilbert**



**Harry
Beaver**



**Ed
Lehman**

EVENTS AND MENTOR CONTACTS

Local and National Woodturning Events of Interest

Year/Date	Event	For More Information
June ,25-28 2014	AAW Symposium—Pittsburg, PA	www.woodturner.org/
March 28-29, 2015	Totally Turning- Saratoga Springs City Center	http://www.nwawoodworkingshow.org/

Mentor Contacts¹

Name	Day Tel	Eve Tel	Email	Turning Skills / Specialty
Doug Crittenden	924-5903	924-5903	cleo99@frontiernet.net	General turning
Ed DeMay	406-6111	924-5265	edemay@rochester.rr.com	Bowl turning, dust collection
Ward Donahue	334-3178	334-3178	wddonah@frontiernet.net	Spindle & hollow turning, coring, sharpening
Jim Echter	377-9389	377-9389	jechter@rochester.rr.com	Spindle & faceplate turning, sharpening
David Gould	245-1212	245-1212	D2sGould@aol.com	Bowls, plates and hollow-forms
Jim Hotaling	223-4877	223-4877	jhotaling2198@aol.com	Christmas ornaments
Ed Lehman	637-3525		elijw@rochester.rr.com	General turning
Ralph Mosher	359-0986	359-0986	2rmosher@rochester.rr.com	Bowl turning, Boxes, Sharpening, Tool control
Dale Osborne	(315) 524-7212	(315) 524-7212	dborn3@rochester.rr.com	General turning
Gary Russell	227-8527		cngRussell@gmail.com	General turning, bowls, ornaments, finials
Erwin A. Tschanz	271-5263 (Dec – Mar)	271-5263 (Dec – Mar)		Historical, bowls, plates, goblets, boxes, bone, antler

1. Here's a great way for you to improve your turning skills. FLWT has award winning and expert turners who, at no cost, are willing to share their expertise one-to-one with other club members. A mentoring relationship might be as simple as getting a mentor's advice in a one time conversation. Or, it might include regu-

lar hands-on sessions over a lathe. The exact nature is up to you and your mentor. If you feel you could benefit from mentoring, organize your thoughts about your needs and contact an appropriate volunteer mentor above to determine if he or she is a match and available. ♦

SPONSORS

ISAAC
Heating & Air Conditioning

When you need us, we'll be there. ©



Furnaces • Air Conditioners • Water Heaters • Dehumidifiers • Duct Cleaning
 Gas Fireplaces • Home Energy • Plumbing • Generators • Insulation • Boilers

IsaacHeating.com

(585) 546-1400

ROCKLER
 WOODWORKING AND HARDWARE

Phone: (716) 631-8922
 Fax: (716) 631-8944
 E-mail: store11@rockler.com
 5085 Transit Road Buffalo, NY 14221
 www.rockler.com

- **FLWT members (must show membership card) receive a 10% discount.**
- **Excludes sale items, power tools & Leigh jigs, CNC, Festool, and Rockler Gift Cards.**
- **Valid at Buffalo, N.Y store only.**
- **Not valid with any other coupon**

FLWT Board of Directors 2014

(2015 Directors Published in January)

Position	Name	Home Tel	Cell Tel	Email
President / Chair	Mark Mazzo	265-4002	978-1926	mark@mazzofamily.com
Vice President	Bruce Trojan		261-7230	trojanbd@frontiernet.net
Secretary	Sam Tischler	586-1417	908-295-3010	tischler.sam@gmail.com
Treasurer	Clifford Weatherell	737-7815	737-7815	canoe-
Librarian	Gary Russell	227-8527		cngRussell@gmail.com
Newsletter	Dan Meyerhoefer	671-5595		dtmblue@google.com
Advisor	Jeffery Cheramie			
Advisor	Ralph Mosher		359-0986	2rmosher@rochester.rr.com