




Finger Lakes Woodturners

A Chapter of The American Association of Woodturners



Presidential Mumblings Nov 2016



Gary Russell

First of all I would like to thank **Don DeBolt and Jeffrey Cheramie** for their wonderful presentation last month. Even if you decide to not make a Windsor chair, it was interesting and informative. Good job.

This month we will be hosting our first national turner, **Mark Sillay**. Don't forget that the meeting will be on a **Friday** starting at 6:00 pm. We will have a business meeting starting at 6:30, including elections. This is an early start so just be aware. Mark Sillay will also be doing a Saturday demonstration with a Sunday workshop. Check our website for details and costs for Saturday and Sunday. Looks to be an exciting event.

We do have two candidates for office so far. Jim Byron has agreed to be our treasurer and David Gould has offered to be VP. Unless we get more nominations we will vote them in at our meeting. Thanks guys for stepping up to the plate.

Lee Spencer has completed an independent audit of our books and reported that all was good and they were in good shape. Thank you Lee for doing this. If anyone would ever like to review our books, please let our treasurer know; and we would be happy to provide it. Our treasurers are doing an excellent job. Also, Jim Byron prepared our yearly budget for us and we hope to have it for review and approval this month. I know it's a little late; but, well, we're not the first to have a late budget. Maybe I will run for State office. This is still better than Albany.

As most of you know our own Bruce Trojan was honored with having his turned guitar featured on the back cover of the most recent AAW magazine. Way to go Bruce. This is one of the most interesting pieces I've seen in a long time. If you haven't seen it, then do check it out.

We have several new members so far this year, and I

would like to welcome them to the Club. We have much to offer besides our monthly newsletters and demos. Our turning Library is one of the best around and the camaraderie and sharing of knowledge and ideas from Club members and mentors can't be beat. We welcome and invite you to actively participate and volunteer for activities in the Club, for this is the best way to make new friends and share in a great experience. Everyone please welcome Glenn Roberts, Jeffrey Loucks, Eugene McCabe and Victor Parella.

Remember to turn those tops. We have a long way to reach a thousand which was the number suggested by your fellow Club members. We are still looking for donations for the United Way as well.

Keep on turning and I'll see you at the meeting.

FLWT meetings are held from 6:45 to 9:00 PM (pre-meeting Show and Share starts at 6:00 PM) on the 3rd Thursday of the month each month. Our meetings are held at the Isaac Heating and Air Conditioning University classroom, 50 Holleder Parkway, Rochester, NY 14615. For more information, go to <http://fingertakeswoodturners.com/>.

Page	Contents
1	• Presidential Mumblings
2/3	• Making a Windsor Chair • Don DeBolt & Jeff Charamie
34/5	• Member Show and Share
6	• Schedule • Contacts
	• Sponsors • Board of Directors
	•
	•
	•

Making the Windsor Chair By Don Debolt & Jeff Cheramie



At the FLWT October meeting Don Debolt and Jeff Cheramie gave a presentation on the making of a Windsor Chair. Don has been making these chairs since 2009 and has so far built 15 of them. Jeff is newer to the project and is learning from and collaborating with Don. No chips hit the floor, but the two filled the time completely and demonstrated the assembly process of a chair in progress. Don and Jeff would like to teach any of us interested in this old art. Be careful though, you might not be allowed to litter the house with too many Windsor Chairs.

Don brought three chairs as exhibits for a history lesson, which took us back to Philadelphia in 1740. There the Windsor chair was first being produced in America in the Sack-back style. In the 1790s the Continuous Arm Chair came into fashion with a steam bent back and arm all in one piece. These chairs used a shield seat. In 1807 the bamboo style came into production, also called the Double Bobbin. The seats of the chairs are of a softer wood than the spindles, so that the tapered mortise and tenon joints stab into the seat, having the assist of gravity to keep the joints tight. Eastern White Pine was often used. Poplar is just as good. In the originals the seats were of wide solid stock. Don will use a glue joint to get the necessary dimension. It's going to get painted anyway.

Don says he failed on ten attempts at the steam box. The steam softens the lignin in the wood and exactly when it cools off the lignin hardens back up. What he has been successful with is steaming in poly tubing (Uline) and a wallpaper steamer. BTW, Don purchased about ten miles of the tubing so if anyone is contemplating trying this we know where to go. Riving was explained vs. sawing for the spindles. If you have exposed end grain from sawing, it will just breakout during bending. The chairmakers might use a spoke shave rather than the



lathe to form the thin spindles of the chair back. A shave is also used to carve out the seat. Some of the special tools for Windsor chair making can be shop made, such as



Making the Windsor Chair (con't)



the tapered reamer. Jeff had a stack of books, of which he recommended “Making Wood Tools” by John Wilson and “Chairmakers notebook” by Peter Galbert. Also videos by Curtis Buchannon.



Something about the assembly of a Windsor Chair that might be a stumbling block to the technician woodworker is that the joints are to be “visually correct” rather than measured. The holes are all drilled by sight. A bevel square comes into play but then it is all sight lines, winding sticks and slow hand reaming. The holes in the seat are drilled from the top and reamed from the bottom to achieve the balanced leg angles. We learned about the nuances of grain orientation, wedge angles to the grain and evening out the legs. Finally, the chair will be painted with milk paint, red for the undercoat and then black + walnut stain, with drying oil and wax to protect the milk paint.




Members Show and Share




Burt Ringlestein



Chris Routier




Members Show and Share
(con't)



**Gregg
Miller**



**Harry
Beaver**




**Erwin
Tschanz**



**David
Gould**



**Mike
Hachey**



**Marty
Chatt**



**Gary
Tveit**



2016-17 SCHEDULE AND MENTOR CONTACTS

September 15	David Gilbert – Vacuum Hub Demo
October 20	Don Debolt/Jeff Cheramie – Windsor Chair Making on the Lathe
November 18, 19, 20	National Turner, Mark Sillay – specific topics TBD (Friday night meeting, Saturday demo, Sunday Workshop). See Mark's web site for more info on his work.
December 15	Round Robin, Holiday Themed – Jim Echter, Ed Lehman, Gary Russell, Sam Tischler
January 19	Mike Brawley – Designing Turned Forms
February 16	Mark Mazzo – Embellishment Technique
March 16-19	National Turner, John Beaver – specific topics TBD (Thurs meeting, Fri RWS presentation, Sat demo, Sunday workshop) See John's web site for more info on his work.
April 20	Denis Caysinger – Pen Making
May 18	Cliff Weatherell – Triangular Bowls

Mentor Contacts¹

Name	Phone	Email	Turning Skills / Specialty
Mike Brawley	755-2714	mbrawley@rochester.rr.com	Design Principles, Spindles; Bowls and Platters; Sharpening
Ward Donahue	334-3178	wddonah@frontiernet.net	Spindles; Hollowing; Coring; Sharpening
Jim Echter	377-9389	jechter@rochester.rr.com	Spindles; Sharpening; Faceplate turning
Jim Hotaling	223-4877	jhotal2198@aol.com	Christmas Ornaments
Ed Lehman	637-3525	eljw@rochester.rr.com	General Turning
Terry Lund	455-2517	terry.lund@gmail.com	General Turning; Dust Collection Design and Installation
Ralph Mosher	359-0986	2mosher@rochester.rr.com	Bowls; Faceplate Turning, Sharpening
Erwin A. Tschanz	271-5263	TschanzLandscape@aol.com	Historical; Bowls; Plates; Goblets; Boxes; Bone; Antler
David Gould	245-1212	d2sGould@aol.com	Bowls; Plates; Hollow-Forms
Terry Lund	455-2517	terry.lund@gmail.com	General turning
Gary Russell	353-3148	cngrussell@gmail.com	General turning, bowls, ornaments, finials

1. Here's a great way for you to improve your turning skills. FLWT has award winning and expert turners who, at no cost, are willing to share their expertise one-to-one with other club members. A mentoring relationship might be as simple as getting a mentor's advice in a one time conversation. Or, it

might include regular hands-on sessions over a lathe. The exact nature is up to you and your mentor. If you feel you could benefit from mentoring, organize your thoughts about your needs and contact an appropriate volunteer mentor above to determine if he or she is a match and available. ♦

SPONSORS

**Keep your family warm & comfortable
all winter long**

with Isaac's expert 24/7 service & new installation

ISAAC
Heating & Air Conditioning

585-546-1400

ROCKLER
WOODWORKING AND HARDWARE

Phone: (716) 631-8922
Fax: (716) 631-8944
E-mail: store1@rockler.com
5085 Transit Road Buffalo, NY 14221
www.rockler.com

- **FLWT members (must show membership card) receive a 10% discount.**
- **Excludes sale items, power tools & Leigh jigs, CNC, Festool, and Rockler Gift Cards.**
- **Valid at Buffalo, N.Y store only.**
- **Not valid with any other coupon**

FLWT Board of Directors 2015/2016

Position	Name	Phone	Email
President / Chair	Gary Russell	353-3148	cngrussell@gmail.com
Vice President	Vacant		
Secretary	Bruce Impey	607-382-3531	go2isles@linkny.com
Treasurer	Dave Ververs	721-8944	ververs@rochester.rr.com
Librarian	Denis Caysinger	737-8235	djcaysin@rochester.rr.com
Librarian	Randy Frank	474-5974	bikelessdad06@yahoo.com
Newsletter Publisher	David Banister	381-4639	dtmblue@google.com
Advisor	Mike Sullivan	388-0047	MJSullivan@rochester.rr.com
Advisor	Terry Lund	455-2517	Terry.lund@gmai.com