


Presidential Mumblings December 2019



Gary Russell

This will be my last newsletter article as president. Phil Rose has been elected as your new president and will take office in January. Good luck Phil. I look forward to seeing what new things will come our way. I have been on the Board for 14 or 16 years in one capacity or another and hopefully made some positive things happen. I look forward to retiring and letting someone else steer the ship. I can't say it was all fun, but it was interesting and enjoyable. I have

made some good friends and learned a lot.

Last month our featured demonstrator was Patrick Dioguardi, Ralph Mosher's grandson. For his first demonstration he did remarkably well. Good job Patrick. Our challenge project for this month will be a green wood bowl; and if you include a coring, you can get an extra prize ticket. We did have some issues with the video equipment; but hopefully, we have resolved that problem. Doesn't mean to say we won't have problems in the future.

Our next meeting will be held on our normal third Thursday December 19th. The meeting will start as usual at 6:00 pm with Show and Share followed by a short business/info session at 6:30. Don't forget that this is our holiday party and is a good opportunity to mingle and meet your fellow turners. Please feel free to bring your spouse or significant other and bring a dish/snack to pass. The Club will supply the plates, utensils, cider and lemonade. The room will be set up with four or five lathes so various turnings can happen. Plan on bringing in your tools if you need advice on sharpening. We will have stations set up for sharpening as well as stations to do tops and ring holders. Jim Echter will bring his skew and help people learn to use this useful tool as well. If you haven't made a top, this is the time to learn. Also, please bring in your safety glasses if you plan on participating.

Soon after our meeting we will be accepting reservations for the Glen Lucas (a major international turner) workshops. Look for information coming out soon. Club members and

Content Links
Presidential Mumblings
Mentor Profile Jim Byron
About Glen Lucas
Tops for Charity
Patrick Dioguardi Demo
Show n Share
Schedule / Mentors
Sponsors / Board of Directors

RWS members (our co-sponsor) will have first chance at signing up before we open up reservations to other Clubs and public.

We need demonstrators for next year. If you might be interested in demonstrating please see our program chairman – Dave Gould. Jim Echter has graciously offered to teach people how to do a good demo. So even if you are a beginner you can do it. Everyone has something to offer.

I'll see you at the meeting, and 'til then keep turning.

Mentor Profile Jim Byron

by Gary Scialdone

This is the second in a series of profiles of members who volunteer to act as mentors. I'd like to introduce you to Jim Byron.



FLWT meetings are held from 6:30 to 9:00 PM (pre-meeting Show and Share starts at 6:00 PM) on the 3rd Thursday of the month each month. Our meetings are held at the Isaac Heating and Air Conditioning University classroom, 50 Hollender Parkway, Rochester, NY 14615. For more information, go to <http://fingerlakeswoodturners.org>.

(Continued from page 1)

Jim has identified himself as a source of information and teaching on general turning topics to include bowls, spindles, hollowing and sharpening.

I think, and Jim agrees that working face to face with another turner offers the richest and most effective learning. I know that Jim is a good teacher because he has taught me to better use some tools and to sharpen at the St. Michael's workshop sessions where he volunteers as well. Jim encourages members to reach out to him if he might help them develop in our craft. As with all our mentors, one need only to contact him via phone or email to start the conversation. Jim is very approachable. Many of you may have already met him, as he is the club treasurer with whom you deal regarding membership. Once you touch base about whatever learning you have in mind, Jim will likely invite you to his home shop. He likes beginning there because, as the conversation develops, he has a full complement of tools, accessories and stock available to demonstrate and teach. Depending on your issues, you and he may decide on a visit to your own shop as well.

Jim has built an excellent and comfortable workspace in his basement. The centerpiece of his shop is a Powermatic lathe. During his 12 + years of turning, Jim has graduated from a Jet mini, to a Grizzly and now to a Powermatic. Conveniently deployed around the shop are an array of sharpening tools, a band saw, his chisels and accessories and an efficient dust control system.

We spent some time discussing chisel types. Jim has thought more deeply about sharpening than most, I'd guess. I found myself interested in what he has to teach on the subject. When I asked Jim about his most frequent go to, or favorite tools, I was thinking chisels, but Jim said that he very much enjoys his vacuum chuck. Jim demonstrated how strong the hold of the chuck is and I came away with a better appreciation of its utility. Jim has a Jameson hollowing system. He also has a thread making jig that he built for his Powermatic. He showed me a few lovely, threaded boxes. Among other very nice pieces displayed in his home is a large and impressive burl that he, with some other members help, invested 18 hours to complete. I think you'll agree that the results are well worth the time.



I'd like to thank Jim and his wife for welcoming me into their home and Jim for the continued gift of his time and experience.

About Glen Lucas

by Gary Scialdone

Glenn Lucas has been turning wood since 1990. Starting as a production turner, he worked to produce both classic-functional and one-off artistic pieces for homes and collections. Many of Glenn's one-off exhibitions pieces are in collections around the world.

At his Woodturning Study Centre in Co. Carlow, Ireland he teaches all levels of ability in group classes and one-to-one. He travels the world for demonstrations and classes in woodturning. He also produces a "Mastering Woodturning" series of DVDs and downloadable videos. Take a look at a [lovely bowl](#) on youtube.

He balances his production of classic bowls turned from native Irish wood (set up in 1995), with an extensive teaching program run from his Co Carlow 'Woodturning Study Centre'(since 2005).

You can learn more about Glenn, his accomplishments and the goods and services that he offers at his Website glennlucaswoodturning.com/



Tops for Charity

by Jim Hotaling

At the Nov. meeting 270 tops were collected. That brings the total number of tops collected this year to 820. To reach our goal of 1200, we will need to collect 380 at our December meeting. We can do it if members who have yet to turn tops get going. I realize this is a busy time of the year, but an hour or two at the lathe will help us reach the magic number of 380.

Thanks to everyone who has donated tops to date this year.


Green Wood Turning and Coring with Patrick Dioguardi

by Bruce Impey



"You expected the Master and you got the Apprentice" Patrick told us. Sure, we had Ralph Moshier on the schedule to do a demonstration, but we were all very pleased to find that his grandson would do the demo. His clone, Ralph said. Patrick is 24 years old now and has been turning since he was 17. Mike Hatchey taught him how to make pens, and you can see the work on Dioguardipens.com. Patrick started working with Ralph in January.

He turned a bowl blank of Ash, at first discussing chucking methods and starting off between centers. He showed us how to index the bowl properly upon reversing the mounting in a chuck by making a small concave on the bottom of the foot, to be confirmed by seeing light between the foot and a straightedge.



The bowl was cored with a One Way Coring Jig.

He used a depth gauge to test the progress of his swept back "Ellsworth" gouge on the interior.



Patrick was probably the most well equipped demonstrator we've ever had, as he had a dedicated on stage tool sharpener.



Patrick refined the outer shape of the bowl with delicate sheer scraping cuts from the bowl gouge. Mind there's a little flat spot here, but "don't tell my grandfather". I doubt it mattered, as the bowl was to be rubbed down with bowling alley wax and was destined to live in a cardboard box in the garage for a year to be turned again.

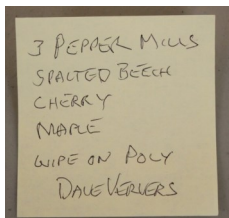



The bowl was clearly marked with Patrick's name, to avoid any confusion in the future.

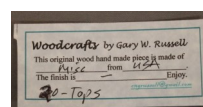
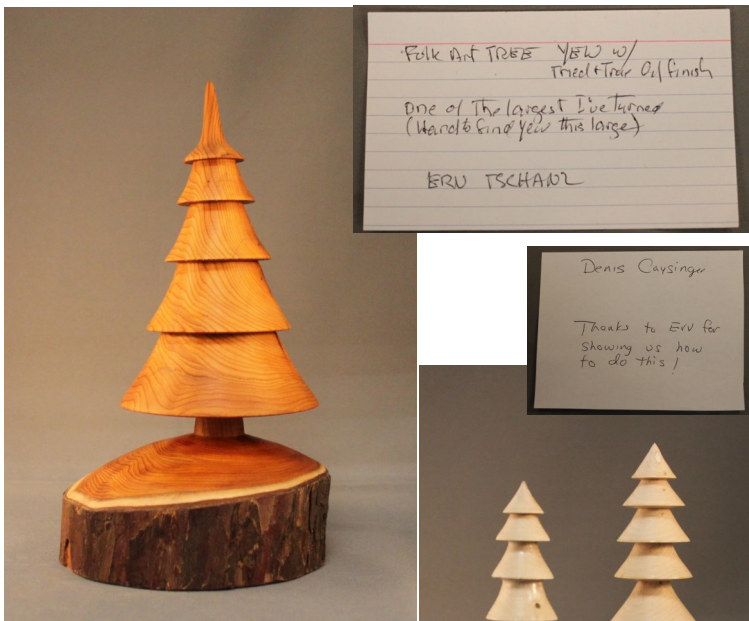
A wonderful collaboration Ralph and Patrick.

November Show n Share

pictures by Bob Zingo







2019-20 SCHEDULE AND MENTOR CONTACTS

December	Holiday Celebration and Round Robin Turning
January	
February	
March	
April	
May	
June	

Mentor Contacts

Name	Phone (585)	Email	Turning Skills / Specialty
Mike Brawley	755-2714	mbrawley@rochester.rr.com	Design Principles, Spindles; Bowls and Platters; Sharpening
Jim Byron	478-9911	jimbyronhome@yahoo.com	General Turning; Bowls, Spindles; Hollowing; Sharpening
Ward Donahue	334-3178	wddonah@frontiernet.net	Spindles; Hollowing; Coring; Sharpening
Jim Echter	704-7610	jechter@rochester.rr.com	Spindles; Sharpening; Faceplate turning
David Gould	245-1212	d2sGould@aol.com	Bowls; Plates; Hollow-Forms
Jim Hotaling	223-4877	jhotal2198@aol.com	Christmas Ornaments
Terry Lund	455-2517	terry.lund@gmail.com	General Turning; Dust Collection Design and Installation, Sharpening
Ralph Mosher	359-0986	2mosher@rochester.rr.com	Bowls; Faceplate Turning, Sharpening
Erwin Tschanz	271-5263	TschanzLandscape@aol.com	Historical; Bowls; Plates; Goblets; Boxes; Bone; Antler
Gary Russell	353-3148	cngrussell@gmail.com	General turning, bowls, ornaments, finials

1. Here's a great way for you to improve your turning skills. FLWT has award winning and expert turners who, at no cost, are willing to share their expertise one-to-one with other club members. A mentoring relationship might be as simple as getting a mentor's advice in a one time conversation. Or, it

might include regular hands-on sessions over a lathe. The exact nature is up to you and your mentor. If you feel you could benefit from mentoring, organize your thoughts about your needs and contact an appropriate volunteer mentor above to determine if he or she is a match and available. ♦

SPONSORS

Keep your family warm & comfortable
all winter long

with Isaac's expert 24/7 service & new installation



ISAAC
Heating & Air Conditioning

585-546-1400



SELECT QUALITY WOODTURNING PRODUCTS

From One Woodturner to Another

www.BuffaloWoodturningProducts.com

FLWT Board of Directors 2017/2018

Position	Name	Phone	Email
President / Chair	Gary Russell	(585) 353-3148	cngRussell@gmail.com
Vice President	David Gould	(585) 245-1212	d2sgould@aol.com
Secretary	Mike Sullivan	(585) 388-0047	MJSullivan@rochester.rr.com
Treasurer	Jim Byron	(585) 478-9911	jimbyronhome@yahoo.com
Director	Terry Lund	(585) 455-2517	Terry.lund@gmail.com
Advisor	Jim Echter	(585) 704-7610	jechter@rochester.rr.com
Advisor	Clifford Weatherell	(585) 737-7815	canoeboy@rochester.rr.com
Librarian	Denis Caysinger	(585) 737-8235	dcaysinger@gmail.com
Librarian	Gary Tveit	(585) 293-2412	garytveit@mac.com
Newsletter Editor	Bruce Impey	(607) 382-3531	go2isles@linkny.com
Newsletter Reporter	Gary Scialdone	(585) 746-8651	scialdonegary@gmail.com